



UTAH SYSTEM OF
HIGHER EDUCATION

MEMORANDUM

November 30, 2023

2024-25 Guidelines for the Review and Recommendation of Tuition and General Fee Adjustments by Institutional Boards of Trustees

The Utah Board of Higher Education sets tuition and general fee schedules for USHE institutions each spring. The Board asks institutional boards of trustees to review institutional requests and recommend tuition and fee adjustments that are reasonable, justifiable, and ensure affordability for all Utah students. Each institution's board of trustees chair or designee will present recommendations to the Board as part of tuition and fee deliberations on March 22, 2024.

Utah code 53B-7-101 requires the Board to recommend the minimum tuitions, resident and nonresident, for each institution which it considers necessary to implement the Board's budget recommendation. That same section of code also allows the Board to fix the tuition, fees, and charges for each institution at the levels the Board finds necessary to meet budget requirements. Board policy R-510 further establishes processes for annual Board tuition reviews, rate setting, and model approvals.

Annual Tuition Review

Each year, the Commissioner's staff prepares annual tuition review material as a resource for the Board and institution leadership. This material includes budgeted expenses, current tuition and fee rates, peer comparisons, average student financial aid, inflation indices, median income, average net cost, and instructional costs per student and award. The average cost of attendance is compared to the *Lumina rule of 10*, which estimates what a student can reasonably afford to contribute: 1) 10% of the discretionary income; 2) work 10 hours per week; and 3) savings for ten years. Degree-granting institutions' tuition and fee peer comparisons use the board-approved peers, Rocky Mountain states, and Western States, excluding California. Technical colleges lack regional or national peer comparisons; therefore, they are compared against each other.

Institution Matching Funds

Annual legislative appropriations to degree-granting institutions are typically set to support the cost of compensation increases and internal service fund rate increases at a 3/1 ratio, meaning that the state supports 75% of the expected costs, and degree-granting institutions must cover the remaining 25% share.

Traditionally, that 25% share of institution 'matching funds' has been sourced to revenue generated through tuition increases. In this year's proposed FY 2024-2025 budget recommendation, the preliminary estimate for increases in degree-granting institution compensation and mandatory costs would require nearly \$20,600,000 in institution matching funds, which corresponds to a simple average tuition increase of 2.09%. Annual legislative appropriations to technical colleges fully cover the expected compensation increases and internal service fund rate increases; therefore, no institution match is required of technical colleges.

FY 2023-2024 Tuition Freeze

The Governor's FY 2023-2024 (current year) budget recommendation called for a tuition freeze for all USHE institutions, which was supported and adopted by the Legislature, the Board, and institutions. To mitigate the impact of the freeze for degree-granting institutions, the Legislature appropriated an additional 12.5% (half of the 25% match requirement) in state tax funds, with degree-granting institutions covering the other 12.5% internally. The only tuition schedules approved were for new graduate programs. General student fees were also frozen at current rates.

Technical Colleges Tuition

Technical colleges are required by statute to offer programs at low-cost tuition to adult students and no tuition to secondary students. Tuition rates at technical colleges range from \$85 to \$120 per credit hour. Additionally, technical colleges do not typically charge general student fees, but course fees are charged in connection with consumable items.

Last year, technical colleges began the process of transitioning from offering programs based on an hours-of-instruction format to a credit-hour-based system, which also requires the transition to a credit-hour-based tuition model. Students who began a program under an hour of instruction method will be allowed to complete their program under that method. All new students are being enrolled under a credit hour system. With the short-term nature of technical education programs, this transition should be substantially complete during the coming year.

Commissioner's Recommendation

The Commissioner recommends the Board review, approve, and direct the Office of the Commissioner to distribute the attached guidelines to institutional boards of trustees.

Attachments

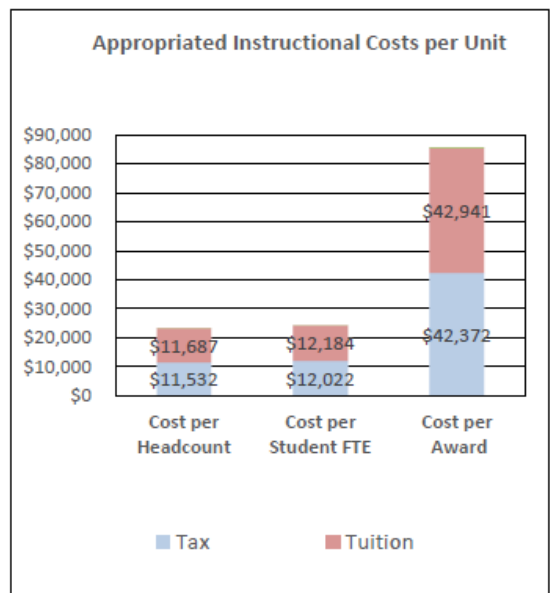
University of Utah Annual Tuition Review

2024-25 Tuition Setting Process

Appropriated Instructional Expenses	2022-23 Actual Expenses	2023-24 Budgeted Expenses
Tax Funds	\$402,275,200	\$550,728,200
Tuition	\$407,680,253	\$409,746,380
Other Funds	\$2,945,185	\$7,893,800
Total Revenues	\$812,900,638	\$968,368,380

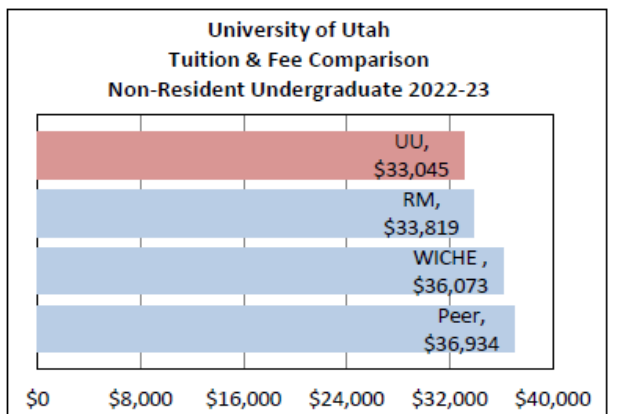

2022-23 Enrollment and Completion		
Fall Headcount	Annualized Student FTE	Total Awards
34,882	33,461	9,494

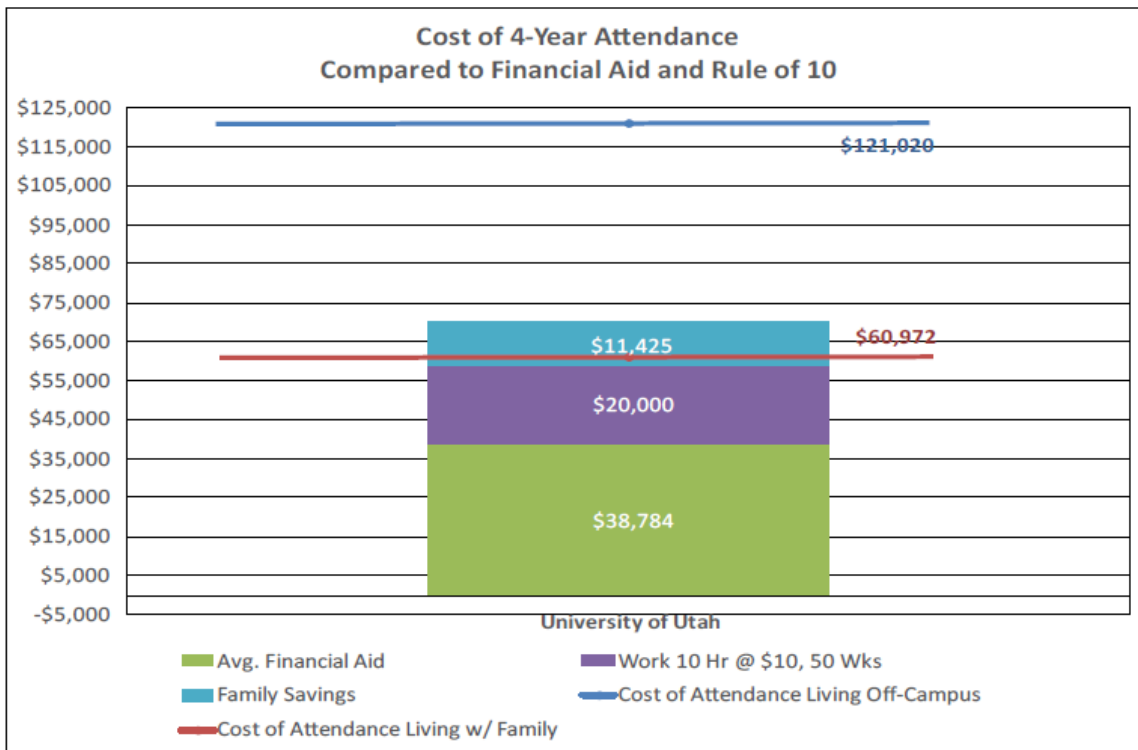
2022-23 Inflation, Income, and Costs	
Consumer Price Index	6.30%
Higher Education Price Index	12/15/2023
Median Household County Income	\$91,924
Average Net Cost	\$12,399



Tuition and Fees	2023-24 Current Tuition & Fees	2024-25 Requested Tuition & Fees
In-State Undergraduate	\$10,287	
Out-of-State Undergrad.	\$33,045	
In-State Graduate	\$9,835	
Out-of-State Graduate	\$31,780	

2021-22 Student Financial Aid	Number	Average
Any Grant or Scholarship	24,586	\$6,517
Pell Grants	5,546	\$4,699
Federal Student Loans	5,592	\$6,482





Sources and Notes:

- 1) Appropriated Instructional Expenses - A-1 actual and budgeted total tax and tuition appropriations
- 2) Tuition and Fees - Data Book Table 4 two semesters of 15 credit hours
- 3) Enrollment and Completion - Institutional Data Resources dashboard all enrollments and awards
- 4) Inflation, Income, and Costs - 2022-23 CPI, HEPI, U.S. Census income by county, IPEDS net price
- 5) Student Financial Aid - 2021-22 IPEDS student financial aid all students
- 6) Appropriated Instructional Costs per Unit - Calculated based on data in 1 and 3
- 7) Tuition & Fee Comparison - WICHE and College Board surveys
- 8) 2021-22 Financial Aid and Lumina Rule of 10 - Individuals can reasonably afford to contribute 10% of their discretionary income, work 10 hours per week, and save for 10 years.
- 9) R510.5.1 - Tuition Annual Review Board policy

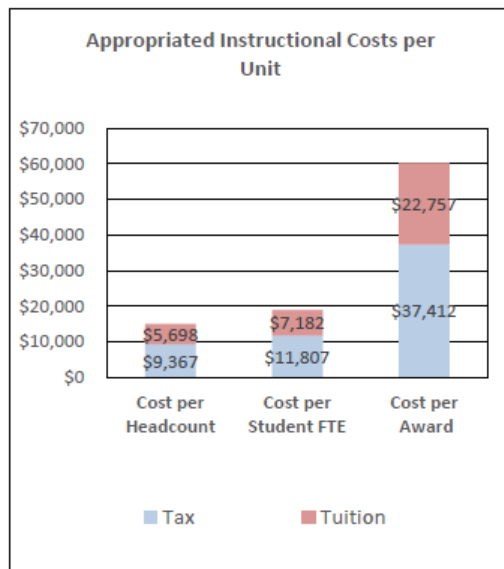
Utah State University Annual Tuition Review

2024-25 Tuition Setting Process

Appropriated Instructional Expenses	2022-23 Actual Expenses	2023-24 Budgeted Expenses
Tax Funds	\$267,761,500	\$279,942,400
Tuition	\$166,106,923	\$168,364,000
Other Funds	\$359,916	
Total Revenues	\$434,228,339	\$448,306,400

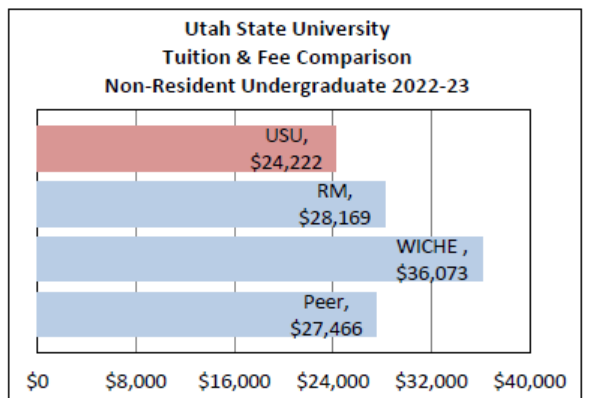

2022-23 Enrollment and Completion		
Fall Headcount	Annualized Student FTE	Total Awards
29,914	22,869	6,764

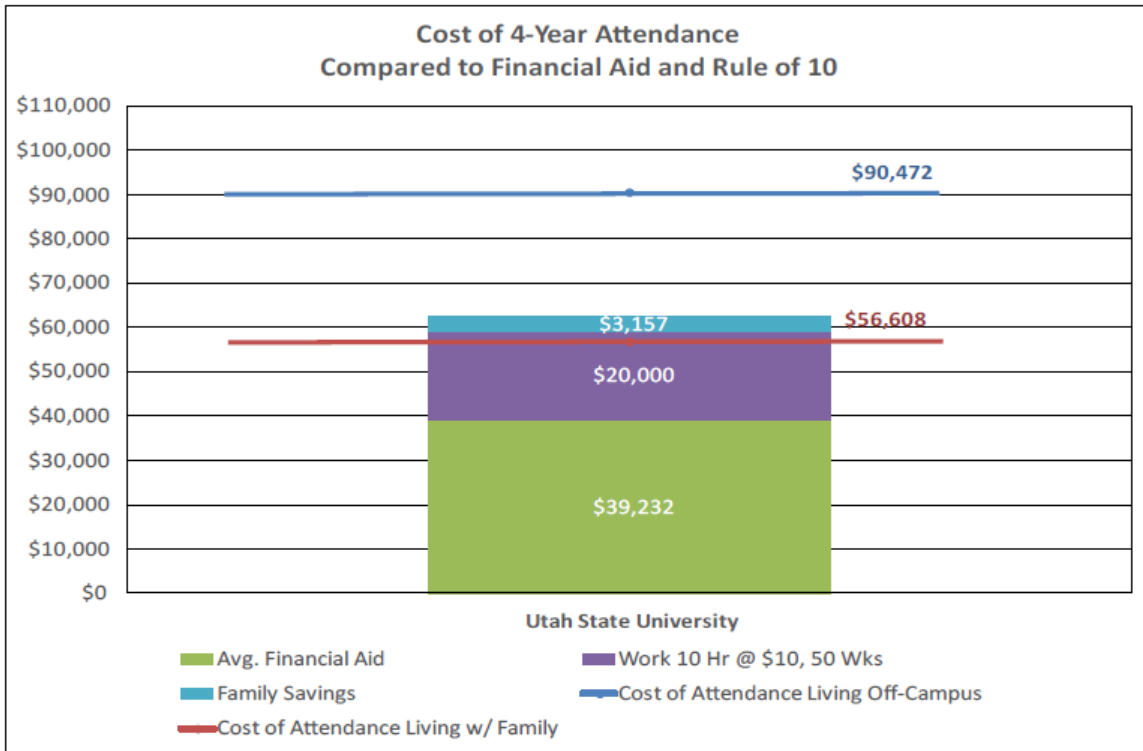
2022-23 Inflation, Income, and Costs	
Consumer Price Index	6.30%
Higher Education Price Index	12/15/2023
Median Household County Income	\$65,670
Average Net Cost	\$14,577



Tuition and Fees	2023-24 Current Tuition & Fees	2024-25 Requested Tuition & Fees
In-State Undergraduate	\$8,305	
Out-of-State Undergrad.	\$24,222	
In-State Graduate	\$9,222	
Out-of-State Graduate	\$25,140	

2021-22 Student Financial Aid	Number	Average
Any Grant or Scholarship	16,544	\$8,296
Pell Grants	6,608	\$6,351
Federal Student Loans	4,670	\$6,313





Sources and Notes:

- 1) Appropriated Instructional Expenses - A-1 actual and budgeted total tax and tuition appropriations
- 2) Tuition and Fees - Data Book Table 4 two semesters of 15 credit hours
- 3) Enrollment and Completion - Institutional Data Resources dashboard all enrollments and awards
- 4) Inflation, Income, and Costs - 2022-23 CPI, HEPI, U.S. Census income by county, IPEDS net price
- 5) Student Financial Aid - 2021-22 IPEDS student financial aid all students
- 6) Appropriated Instructional Costs per Unit - Calculated based on data in 1 and 3
- 7) Tuition & Fee Comparison - WICHE and College Board surveys
- 8) 2021-22 Financial Aid and Lumina Rule of 10 - Individuals can reasonably afford to contribute 10% of their discretionary income, work 10 hours per week, and save for 10 years.
- 9) R510.5.1 - Tuition Annual Review Board policy

Weber State University Annual Tuition Review

2024-25 Tuition Setting Process

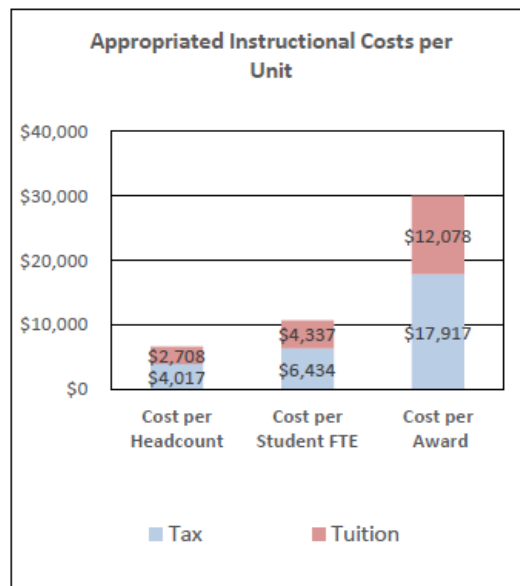
Appropriated Instructional Expenses	2022-23 Actual Expenses	2023-24 Budgeted Expenses
Tax Funds	\$121,390,600	\$150,344,100
Tuition	\$81,829,424	\$82,976,700
Other Funds		
Total Revenues	\$203,220,024	\$233,320,800

2022-23 Enrollment and Completion

Fall Headcount	Annualized Student FTE	Total Awards
30,222	18,868	6,775

2022-23 Inflation, Income, and Costs



Consumer Price Index	6.30%
Higher Education Price Index	12/15/2023
Median Household County Income	\$74,345
Average Net Cost	\$10,525

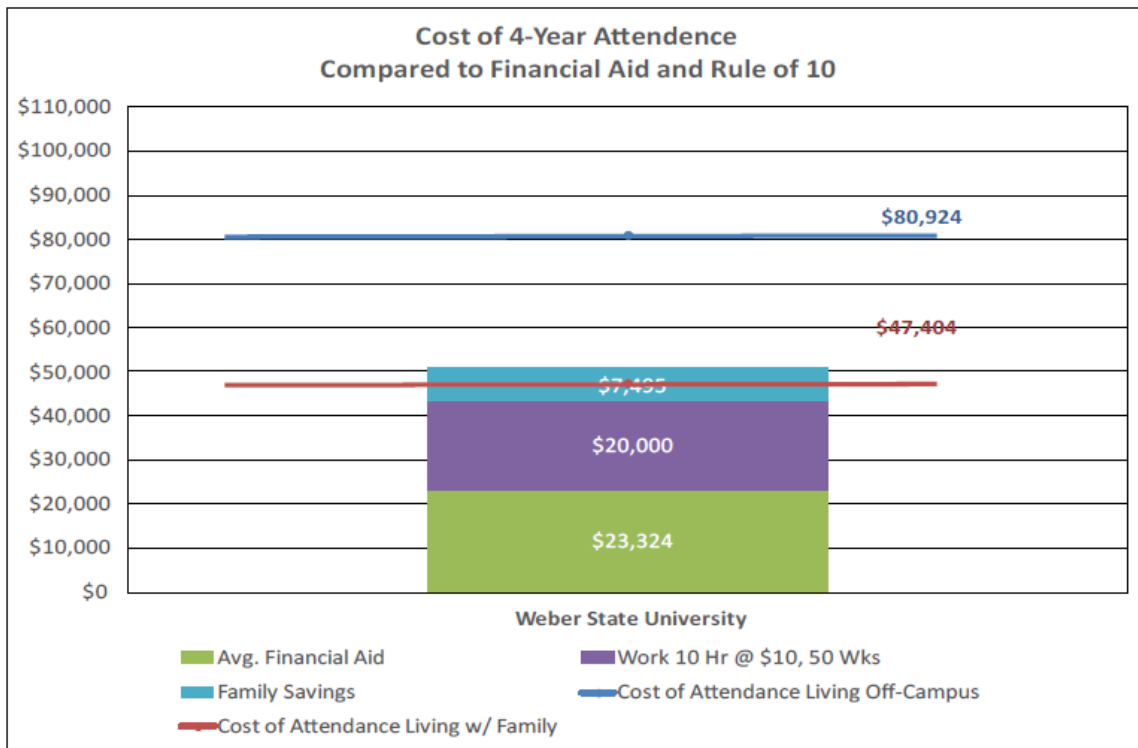


Tuition and Fees	2023-24 Current Tuition & Fees	2024-25 Requested Tuition & Fees
In-State Undergraduate	\$6,391	
Out-of-State Undergrad.	\$17,084	
In-State Graduate	\$8,880	
Out-of-State Graduate	\$20,643	

2021-22 Student Financial Aid

	Number	Average
Any Grant or Scholarship	15,935	\$4,476
Pell Grants	5,070	\$4,518
Federal Student Loans	2,961	\$6,566





Sources and Notes:

- 1) Appropriated Instructional Expenses - A-1 actual and budgeted total tax and tuition appropriations
- 2) Tuition and Fees - Data Book Table 4 two semesters of 15 credit hours
- 3) Enrollment and Completion - Institutional Data Resources dashboard all enrollments and awards
- 4) Inflation, Income, and Costs - 2022-23 CPI, HEPI, U.S. Census income by county, IPEDS net price
- 5) Student Financial Aid - 2021-22 IPEDS student financial aid all students
- 6) Appropriated Instructional Costs per Unit - Calculated based on data in 1 and 3
- 7) Tuition & Fee Comparison - WICHE and College Board surveys
- 8) 2021-22 Financial Aid and Lumina Rule of 10 - Individuals can reasonably afford to contribute 10% of their discretionary income, work 10 hours per week, and save for 10 years.
- 9) R510.5.1 - Tuition Annual Review Board policy

Southern Utah University Annual Tuition Review

2024-25 Tuition Setting Process

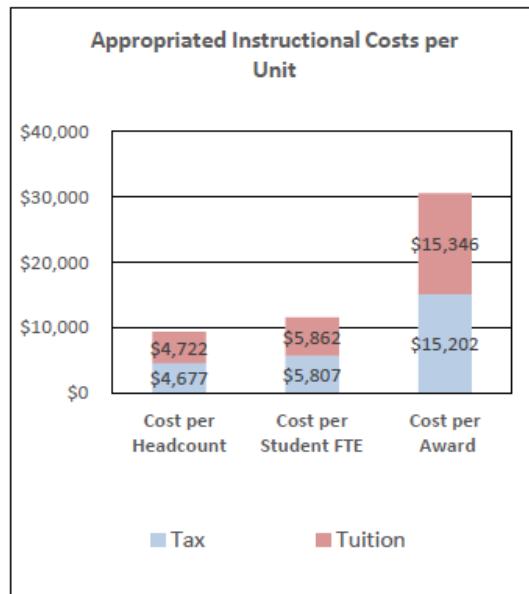
Appropriated Instructional Expenses	2022-23 Actual Expenses	2023-24 Budgeted Expenses
Tax Funds	\$66,996,100	\$73,118,700
Tuition	\$67,631,282	\$66,583,000
Other Funds		
Total Revenues	\$134,627,382	\$139,701,700

2022-23 Enrollment and Completion

Fall Headcount	Annualized Student FTE	Total Awards
15,021	11,794	4,679

2022-23 Inflation, Income, and Costs



Consumer Price Index	6.30%
Higher Education Price Index	12/15/2023
Median Household County Income	\$56,308
Average Net Cost	\$12,681

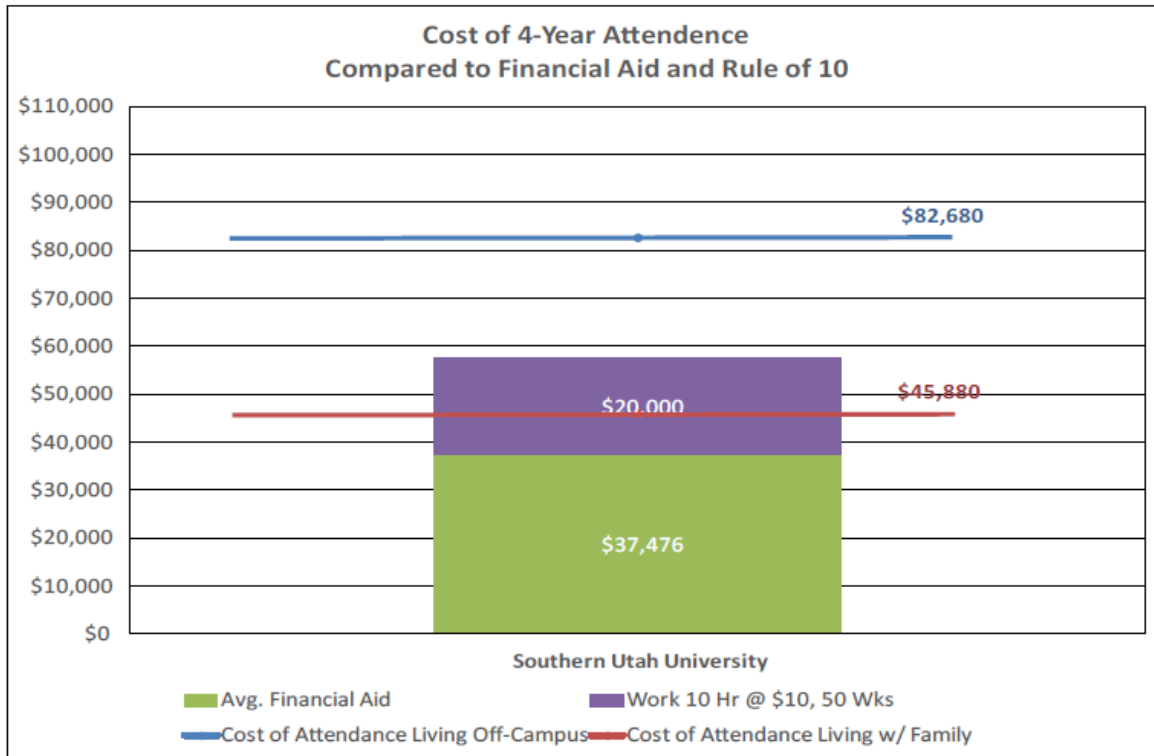


Tuition and Fees	2023-24 Current Tuition & Fees	2024-25 Requested Tuition & Fees
In-State Undergraduate	\$6,770	
Out-of-State Undergrad.	\$20,586	
In-State Graduate	\$7,962	
Out-of-State Graduate	\$24,532	

2021-22 Student Financial Aid

	Number	Average
Any Grant or Scholarship	9,089	\$9,057
Pell Grants	3,095	\$7,448
Federal Student Loans	2,139	\$5,857





Sources and Notes:

- 1) Appropriated Instructional Expenses - A-1 actual and budgeted total tax and tuition appropriations
- 2) Tuition and Fees - Data Book Table 4 two semesters of 15 credit hours
- 3) Enrollment and Completion - Institutional Data Resources dashboard all enrollments and awards
- 4) Inflation, Income, and Costs - 2022-23 CPI, HEPI, U.S. Census income by county, IPEDS net price
- 5) Student Financial Aid - 2021-22 IPEDS student financial aid all students
- 6) Appropriated Instructional Costs per Unit - Calculated based on data in 1 and 3
- 7) Tuition & Fee Comparison - WICHE and College Board surveys
- 8) 2021-22 Financial Aid and Lumina Rule of 10 - Individuals can reasonably afford to contribute 10% of their discretionary income, work 10 hours per week, and save for 10 years.
- 9) R510.5.1 - Tuition Annual Review Board policy
- 10) No expected family savings due to low median income levels

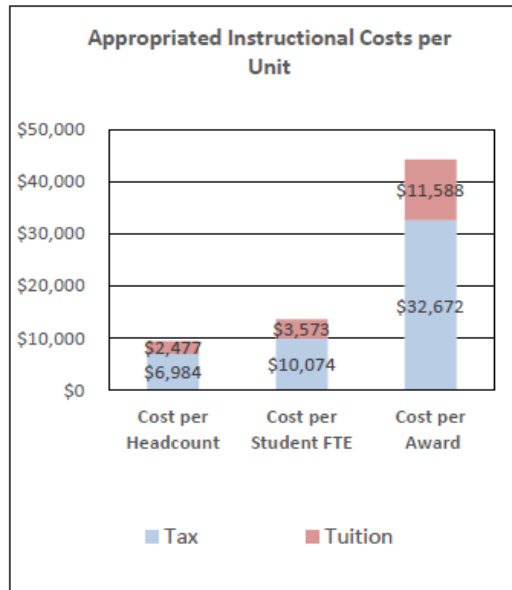
Snow College Annual Tuition Review

2024-25 Tuition Setting Process

Appropriated Instructional Expenses	2022-23 Actual Expenses	2023-24 Budgeted Expenses
Tax Funds	\$38,796,300	\$42,058,300
Tuition	\$15,010,723	\$12,828,200
Other Funds		
Total Revenues	\$53,807,023	\$54,886,500



2022-23 Enrollment and Completion		
Fall Headcount	Annualized Student FTE	Total Awards
6,070	3,978	1,478

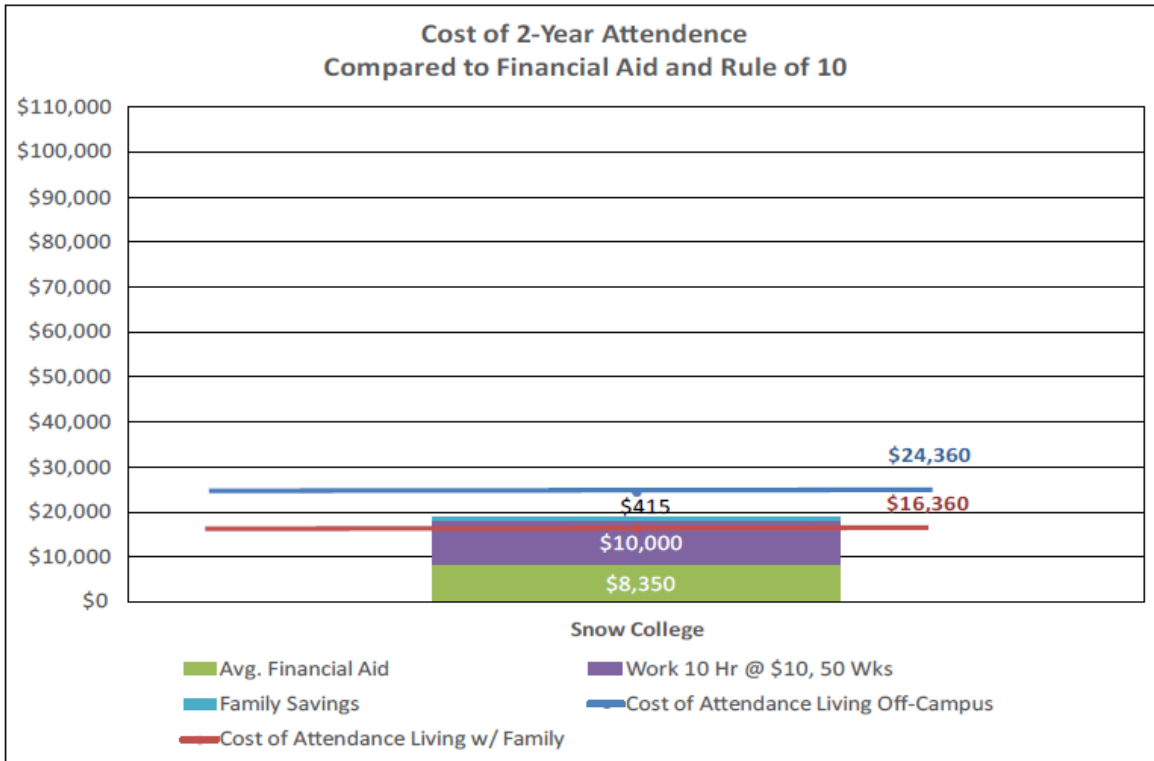
2022-23 Inflation, Income, and Costs	
Consumer Price Index	6.30%
Higher Education Price Index	12/15/2023
Median Household County Income	\$60,186
Average Net Cost	\$8,576



Tuition and Fees	2023-24 Current Tuition & Fees	2024-25 Requested Tuition & Fees
In-State Undergraduate	\$4,180	
Out-of-State Undergrad.	\$14,130	
In-State Graduate		
Out-of-State Graduate		

2021-22 Student Financial Aid	Number	Average
Any Grant or Scholarship	2,398	\$4,025
Pell Grants	1,427	\$4,429
Federal Student Loans	2,412	\$1,199





Sources and Notes:

- 1) Appropriated Instructional Expenses - A-1 actual and budgeted total tax and tuition appropriations
- 2) Tuition and Fees - Data Book Table 4 two semesters of 15 credit hours
- 3) Enrollment and Completion - Institutional Data Resources dashboard all enrollments and awards
- 4) Inflation, Income, and Costs - 2022-23 CPI, HEPI, U.S. Census income by county, IPEDS net price
- 5) Student Financial Aid - 2021-22 IPEDS student financial aid all students
- 6) Appropriated Instructional Costs per Unit - Calculated based on data in 1 and 3
- 7) Tuition & Fee Comparison - WICHE and College Board surveys
- 8) 2021-22 Financial Aid and Lumina Rule of 10 - Individuals can reasonably afford to contribute 10% of their discretionary income, work 10 hours per week, and save for 10 years.
- 9) R510.5.1 - Tuition Annual Review Board policy

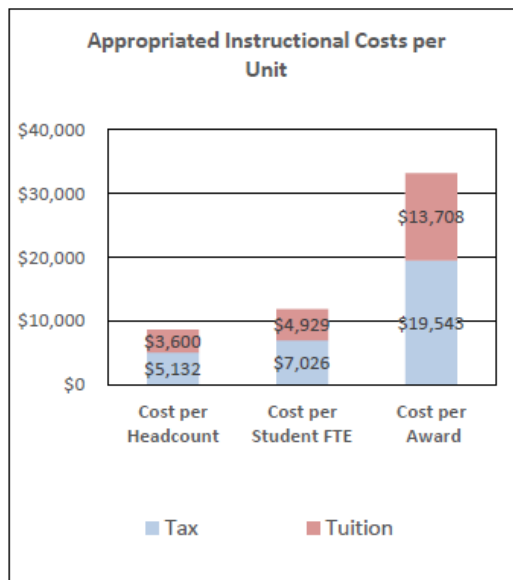
Utah Tech University Annual Tuition Review

2024-25 Tuition Setting Process

Appropriated Instructional Expenses	2022-23 Actual Expenses	2023-24 Budgeted Expenses
Tax Funds	\$62,753,000	\$64,406,100
Tuition	\$44,017,796	\$43,910,000
Other Funds		
Total Revenues	\$106,770,796	\$108,316,100

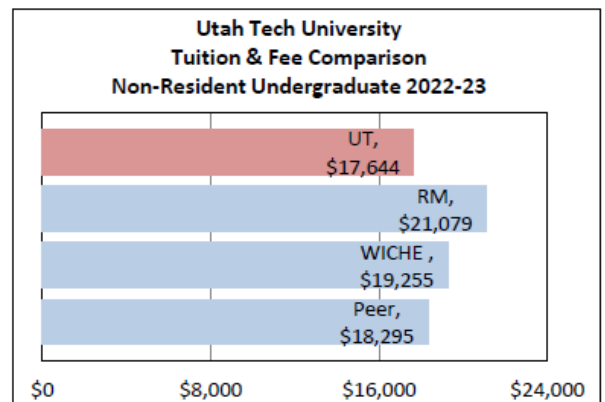
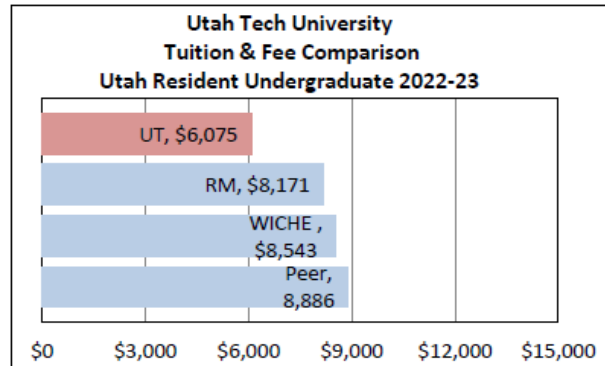
2022-23 Enrollment and Completion		
Fall Headcount	Annualized Student FTE	Total Awards
12,541	8,947	3,860

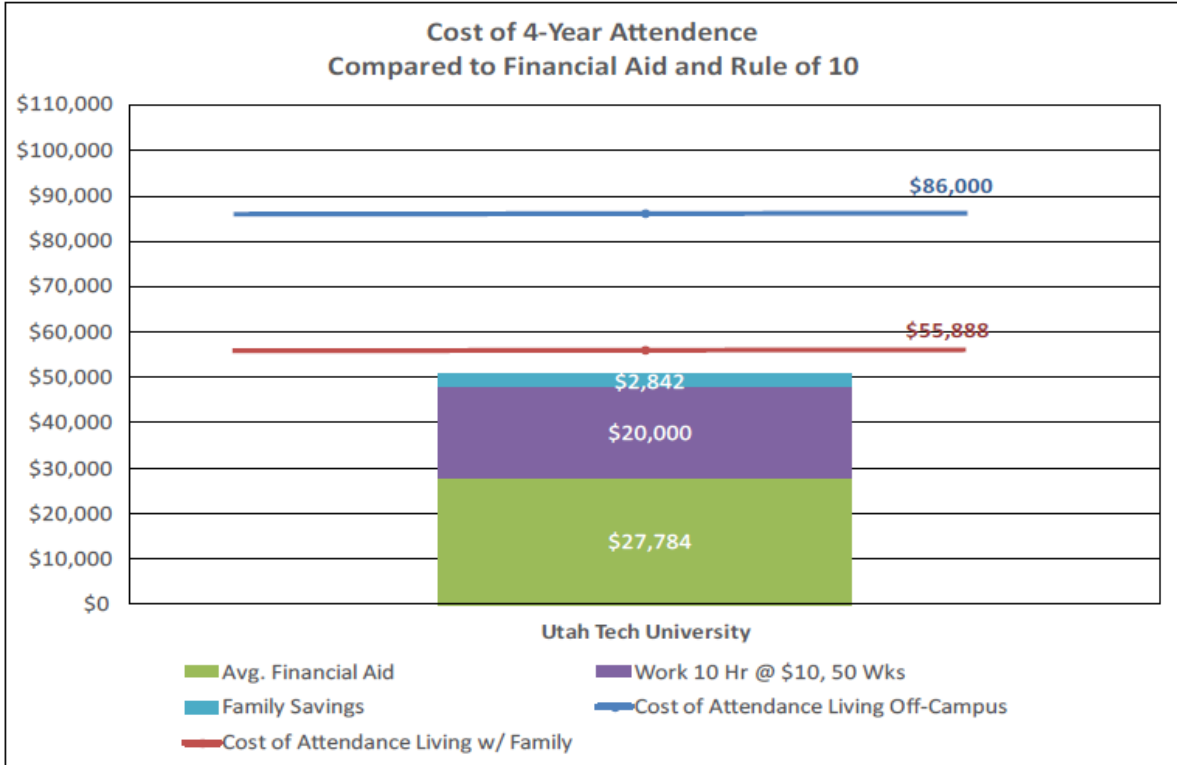
2022-23 Inflation, Income, and Costs	
Consumer Price Index	6.30%
Higher Education Price Index	12/15/2023
Median Household County Income	\$65,040
Average Net Cost	\$14,589



Tuition and Fees	2023-24 Current Tuition & Fees	2024-25 Requested Tuition & Fees
In-State Undergraduate	\$6,075	
Out-of-State Undergrad.	\$17,644	
In-State Graduate	\$9,088	
Out-of-State Graduate	\$20,776	

2021-22 Student Financial Aid	Number	Average
Any Grant or Scholarship	8,090	\$6,889
Pell Grants	3,060	\$4,393
Federal Student Loans	2,240	\$6,150





Sources and Notes:

- 1) Appropriated Instructional Expenses - A-1 actual and budgeted total tax and tuition appropriations
- 2) Tuition and Fees - Data Book Table 4 two semesters of 15 credit hours
- 3) Enrollment and Completion - Institutional Data Resources dashboard all enrollments and awards
- 4) Inflation, Income, and Costs - 2022-23 CPI, HEPI, U.S. Census income by county, IPEDS net price
- 5) Student Financial Aid - 2021-22 IPEDS student financial aid all students
- 6) Appropriated Instructional Costs per Unit - Calculated based on data in 1 and 3
- 7) Tuition & Fee Comparison - WICHE and College Board surveys
- 8) 2021-22 Financial Aid and Lumina Rule of 10 - Individuals can reasonably afford to contribute 10% of their discretionary income, work 10 hours per week, and save for 10 years.
- 9) R510.5.1 - Tuition Annual Review Board policy

Utah Valley University Annual Tuition Review

2024-25 Tuition Setting Process

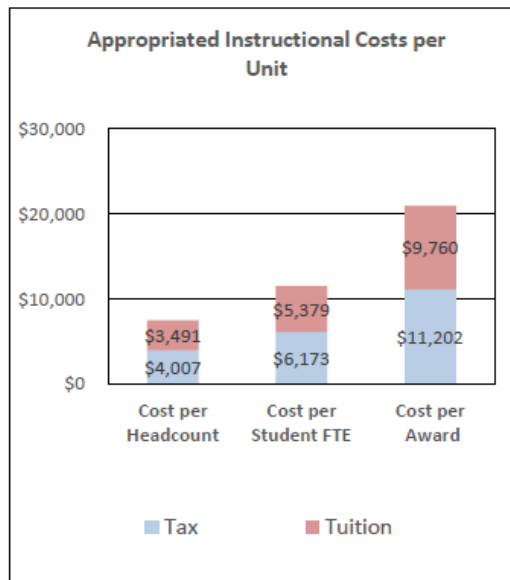
Appropriated Instructional Expenses	2022-23 Actual Expenses	2023-24 Budgeted Expenses
Tax Funds	\$171,955,100	\$183,458,700
Tuition	\$149,826,286	\$150,610,800
Other Funds	\$135,000	\$135,200
Total Revenues	\$321,916,386	\$334,204,700

2022-23 Enrollment and Completion

Fall Headcount	Annualized Student FTE	Total Awards
43,671	28,416	10,335

2022-23 Inflation, Income, and Costs

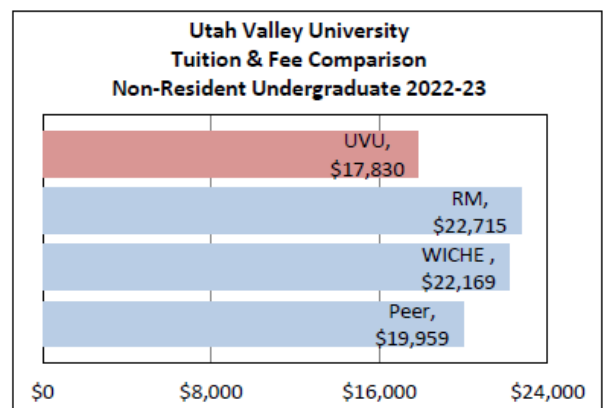
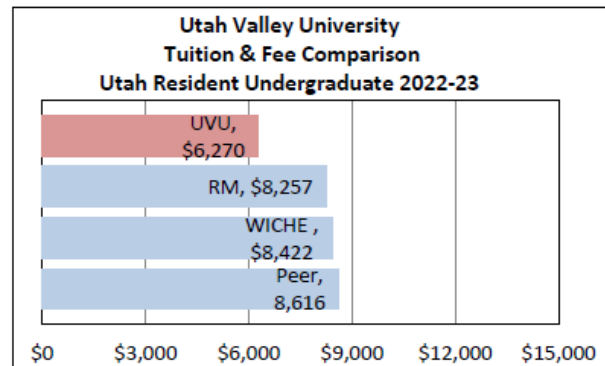
Consumer Price Index	6.30%
Higher Education Price Index	12/15/2023
Median Household County Income	\$82,893
Average Net Cost	\$9,346

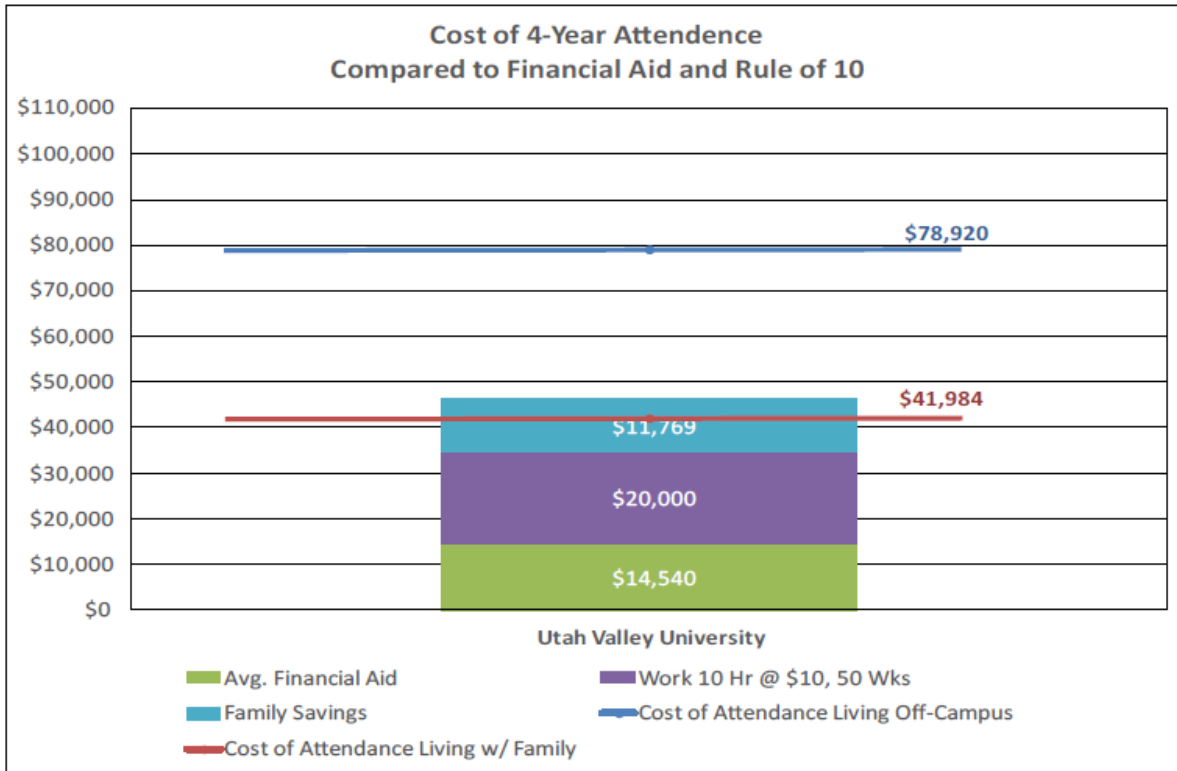


Tuition and Fees	2023-24 Current Tuition & Fees	2024-25 Requested Tuition & Fees
In-State Undergraduate	6,270	
Out-of-State Undergrad.	17,830	
In-State Graduate	8,196	
Out-of-State Graduate	23,412	

2021-22 Student Financial Aid

	Number	Average
Any Grant or Scholarship	26,915	\$3,941
Pell Grants	10,390	\$5,256
Federal Student Loans	3,939	\$7,500





Sources and Notes:

- 1) Appropriated Instructional Expenses - A-1 actual and budgeted total tax and tuition appropriations
- 2) Tuition and Fees - Data Book Table 4 two semesters of 15 credit hours
- 3) Enrollment and Completion - Institutional Data Resources dashboard all enrollments and awards
- 4) Inflation, Income, and Costs - 2022-23 CPI, HEPI, U.S. Census income by county, IPEDS net price
- 5) Student Financial Aid - 2021-22 IPEDS student financial aid all students
- 6) Appropriated Instructional Costs per Unit - Calculated based on data in 1 and 3
- 7) Tuition & Fee Comparison - WICHE and College Board surveys
- 8) 2021-22 Financial Aid and Lumina Rule of 10 - Individuals can reasonably afford to contribute 10% of their discretionary income, work 10 hours per week, and save for 10 years.
- 9) R510.5.1 - Tuition Annual Review Board policy

Salt Lake Community College Annual Tuition Review

2024-25 Tuition Setting Process

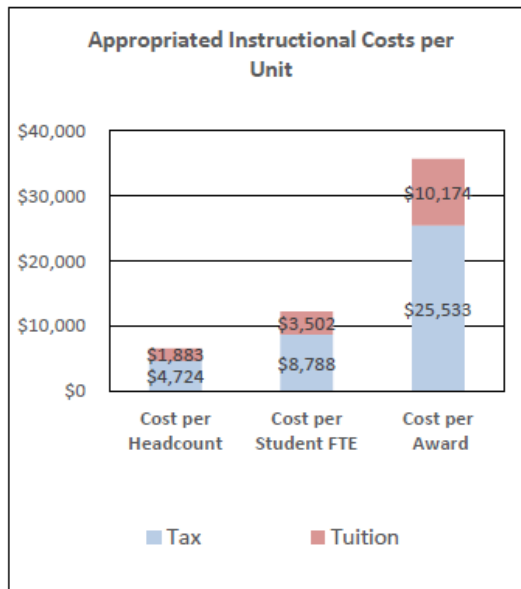
Appropriated Instructional Expenses	2022-23 Actual Expenses	2023-24 Budgeted Expenses
Tax Funds	\$122,716,400	\$129,710,700
Tuition	\$51,732,587	\$56,851,372
Other Funds	\$54,609	
Total Revenues	\$174,503,596	\$186,562,072

2022-23 Enrollment and Completion

Fall Headcount	Annualized Student FTE	Total Awards
27,346	14,346	4,981



2022-23 Inflation, Income, and Costs

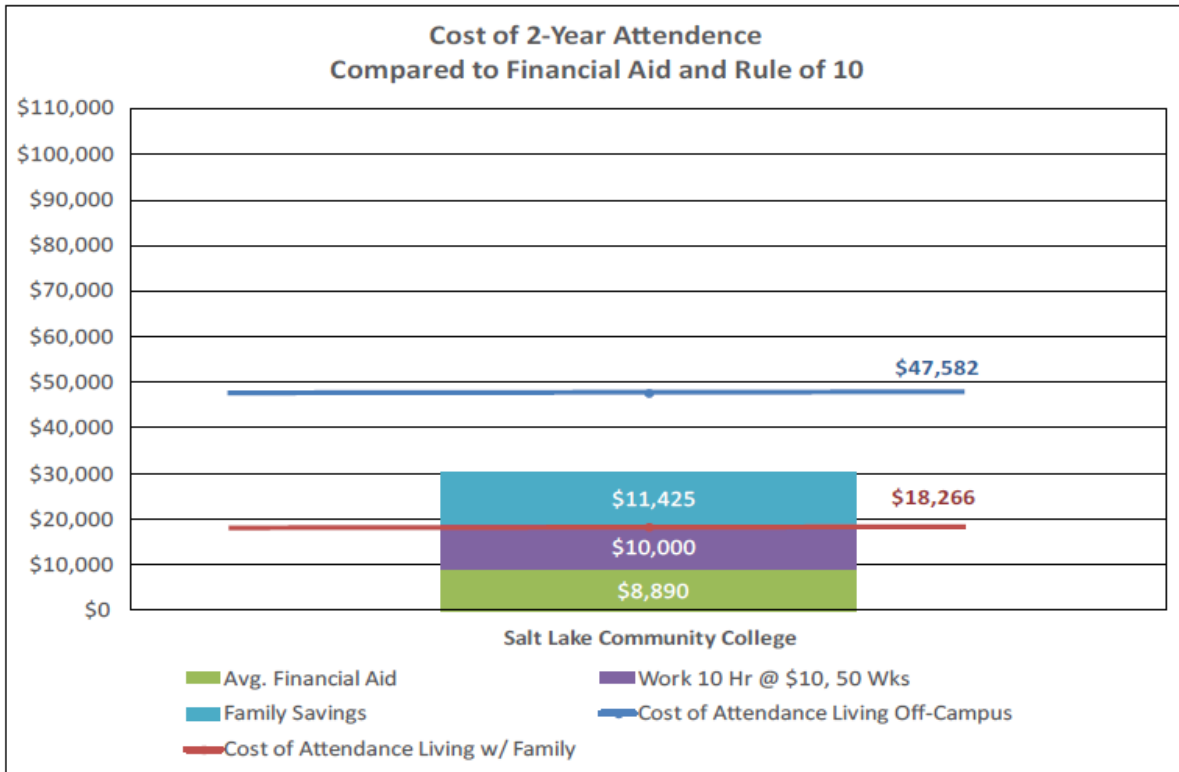
Consumer Price Index	6.30%
Higher Education Price Index	12/15/2023
Median Household County Income	\$82,206
Average Net Cost	\$6,279



Tuition and Fees	2023-24 Current Tuition & Fees	2024-25 Requested Tuition & Fees
In-State Undergraduate	\$4,257	
Out-of-State Undergrad.	\$13,701	
In-State Graduate		
Out-of-State Graduate		

2021-22 Student Financial Aid	Number	Average
Any Grant or Scholarship	14,541	\$2,694
Pell Grants	4,826	\$3,512
Federal Student Loans	1,945	\$3,290





Sources and Notes:

- 1) Appropriated Instructional Expenses - A-1 actual and budgeted total tax and tuition appropriations
- 2) Tuition and Fees - Data Book Table 4 two semesters of 15 credit hours
- 3) Enrollment and Completion - Institutional Data Resources dashboard all enrollments and awards
- 4) Inflation, Income, and Costs - 2022-23 CPI, HEPI, U.S. Census income by county, IPEDS net price
- 5) Student Financial Aid - 2021-22 IPEDS student financial aid all students
- 6) Appropriated Instructional Costs per Unit - Calculated based on data in 1 and 3
- 7) Tuition & Fee Comparison - WICHE and College Board surveys
- 8) 2021-22 Financial Aid and Lumina Rule of 10 - Individuals can reasonably afford to contribute 10% of their discretionary income, work 10 hours per week, and save for 10 years.
- 9) R510.5.1 - Tuition Annual Review Board policy

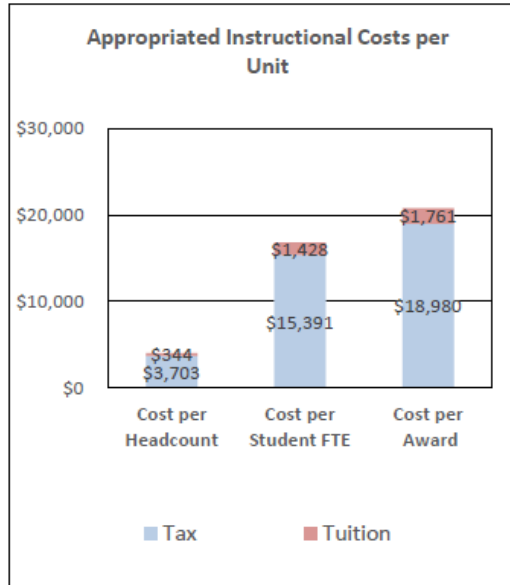
Bridgerland Technical College Annual Tuition Review

2024-25 Tuition Setting Process

Appropriated Instructional Expenses	2022-23 Actual Expenses	2023-24 Budgeted Expenses
Tax Funds	\$20,024,200	\$23,177,700
Tuition	\$1,857,917	\$2,282,300
Other Funds		
Total Revenues	\$21,882,117	\$25,460,000

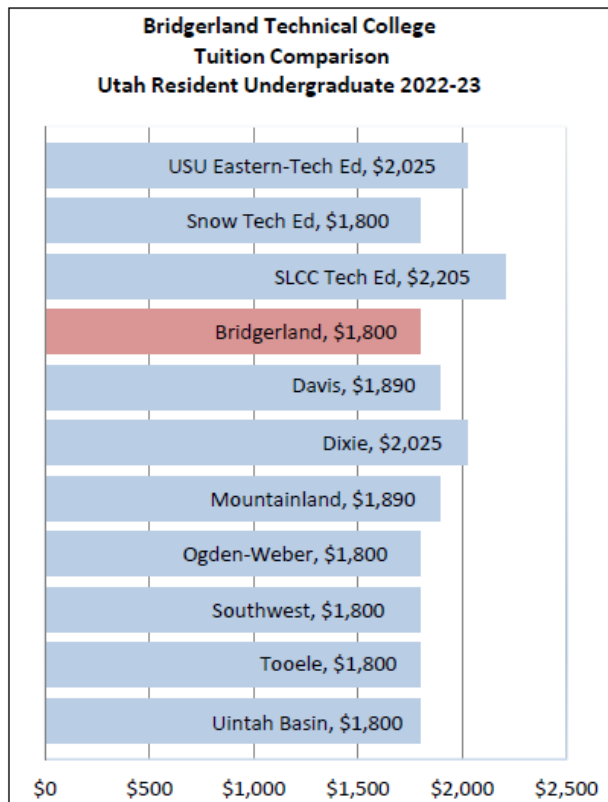
2022-23 Enrollment and Completion		
Headcount	Annualized Student FTE	Total Awards
5,407	1,301	1,055

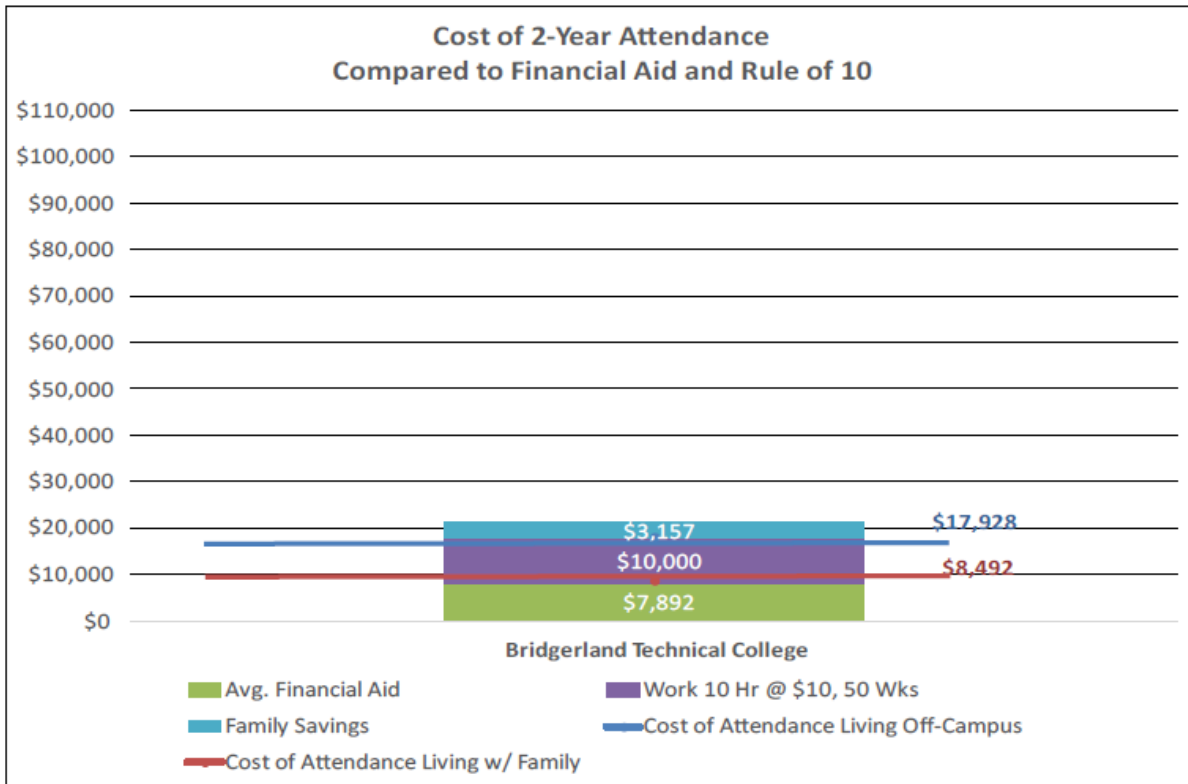
2022-23 Inflation, Income, and Costs	
Consumer Price Index	6.30%
Higher Education Price Index	12/15/2023
Median Household County Income	\$65,670
Average Net Cost	\$2,469



Tuition	2023-24 Current Tuition	2024-25 Requested Tuition
Undergraduate	\$2,850	

2021-22 Student Financial Aid	Number	Average
Any Grant or Scholarship	535	\$3,946
Pell Grants	230	\$5,508
Federal Student Loans	0	\$0





Sources and Notes:

- 1) Appropriated Instructional Expenses - A-1 actual and budgeted total tax and tuition appropriations
- 2) Tuition and Fees - Data Book Table 4 two semesters of 15 credit hours
- 3) Enrollment and Completion - Institutional Data Resources dashboard all enrollments and awards
- 4) Inflation, Income, and Costs - 2022-23 CPI, HEPI, U.S. Census income by county, IPEDS net price
- 5) Student Financial Aid - 2021-22 IPEDS student financial aid all students
- 6) Appropriated Instructional Costs per Unit - Calculated based on data in 1 and 3
- 7) Tuition & Fee Comparison - WICHE and College Board surveys
- 8) 2021-22 Financial Aid and Lumina Rule of 10 - Individuals can reasonably afford to contribute 10% of their discretionary income, work 10 hours per week, and save for 10 years.
- 9) R510.5.1 - Tuition Annual Review Board policy

Davis Technical College Annual Tuition Review

2024-25 Tuition Setting Process

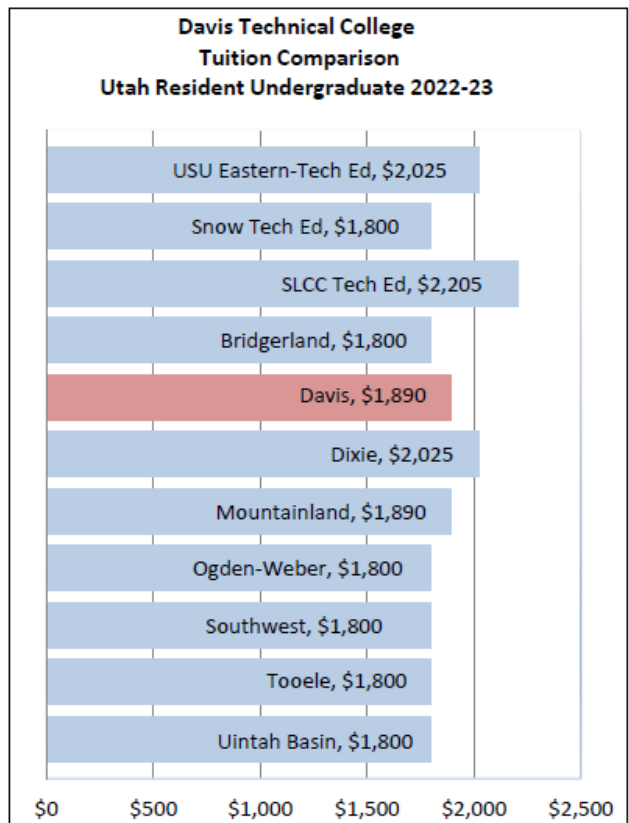
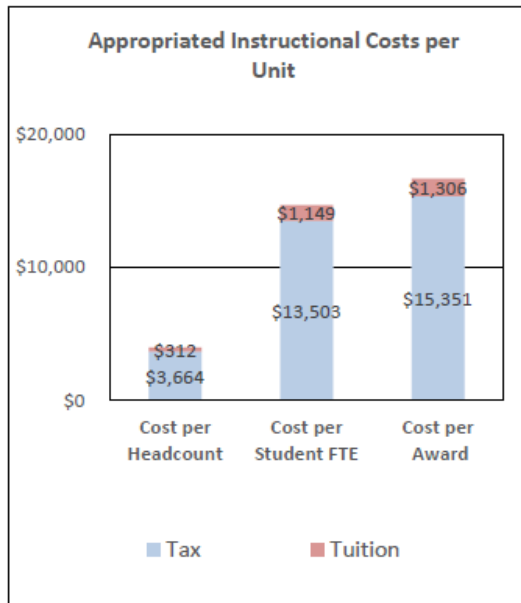
Appropriated Instructional Expenses	2022-23 Actual Expenses	2023-24 Budgeted Expenses
Tax Funds	\$24,346,400	\$27,458,200
Tuition	\$2,071,507	\$2,824,565
Other Funds		
Total Revenues	\$26,417,907	\$30,282,765

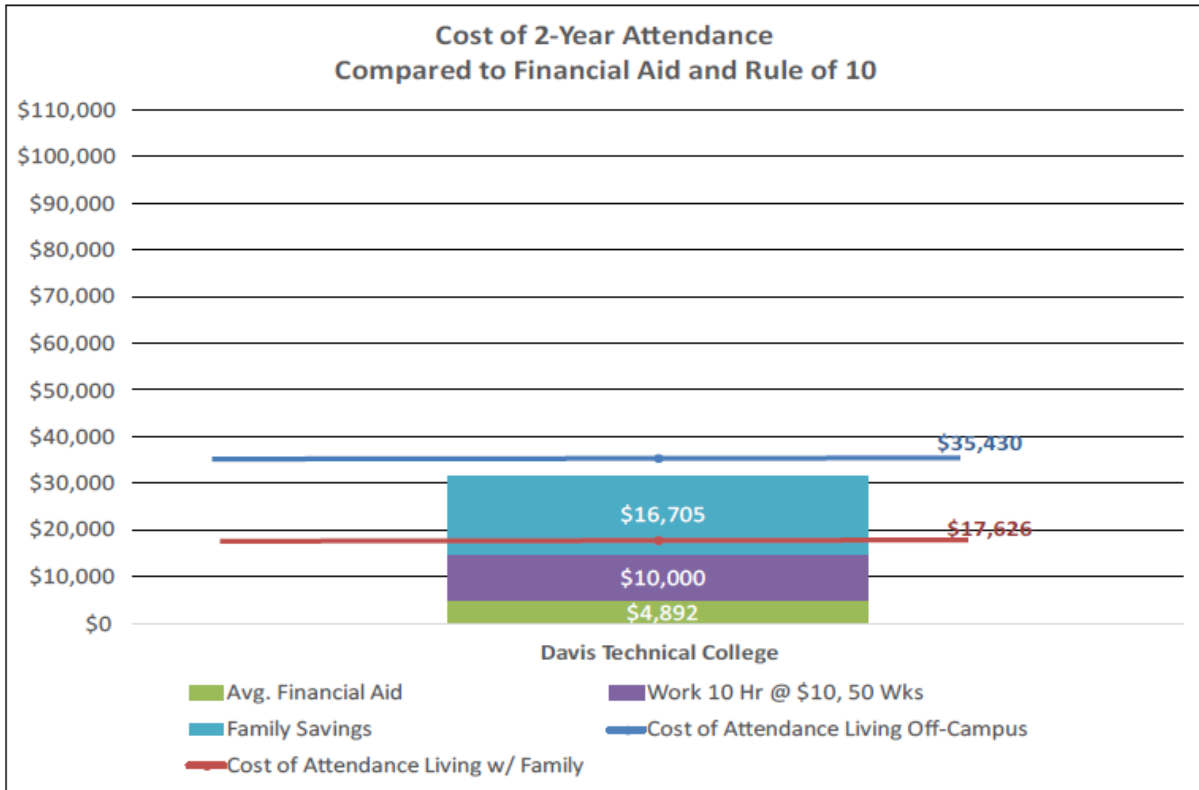
Tuition	2023-24 Current Tuition	2024-25 Requested Tuition
Undergraduate	\$2,850	

2022-23 Enrollment and Completion		
Headcount	Annualized Student FTE	Total Awards
6,645	1,803	1,586

2021-22 Student Financial Aid	Number	Average
Any Grant or Scholarship	1,576	\$2,446
Pell Grants	381	\$5,076
Federal Student Loans	0	\$0

2022-23 Inflation, Income, and Costs	
Consumer Price Index	6.30%
Higher Education Price Index	12/15/2023
Median Household County Income	\$92,765
Average Net Cost	\$7,560





Sources and Notes:

- 1) Appropriated Instructional Expenses - A-1 actual and budgeted total tax and tuition appropriations
- 2) Tuition and Fees - Data Book Table 4 two semesters of 15 credit hours
- 3) Enrollment and Completion - Institutional Data Resources dashboard all enrollments and awards
- 4) Inflation, Income, and Costs - 2022-23 CPI, HEPI, U.S. Census income by county, IPEDS net price
- 5) Student Financial Aid - 2021-22 IPEDS student financial aid all students
- 6) Appropriated Instructional Costs per Unit - Calculated based on data in 1 and 3
- 7) Tuition & Fee Comparison - WICHE and College Board surveys
- 8) 2021-22 Financial Aid and Lumina Rule of 10 - Individuals can reasonably afford to contribute 10% of their discretionary income, work 10 hours per week, and save for 10 years.
- 9) R510.5.1 - Tuition Annual Review Board policy

Dixie Technical College Annual Tuition Review

2024-25 Tuition Setting Process

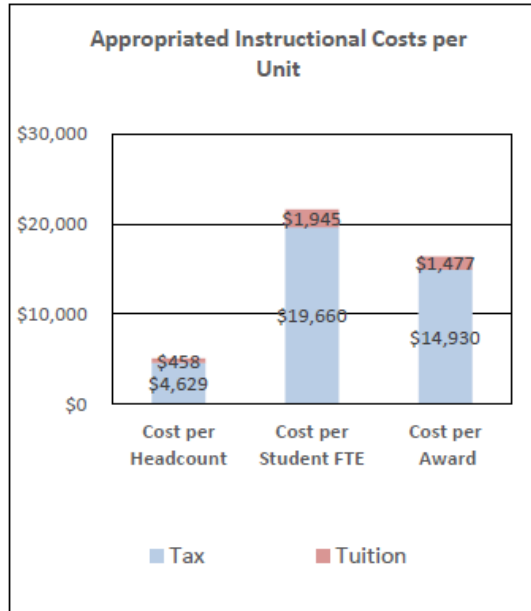
Appropriated Instructional Expenses	2022-23 Actual Expenses	2023-24 Budgeted Expenses
Tax Funds	\$11,913,900	\$13,286,800
Tuition	\$1,178,697	\$1,305,000
Other Funds		
Total Revenues	\$13,092,597	\$14,591,800

2022-23 Enrollment and Completion

Headcount	Annualized Student FTE	Total Awards
2,574	606	798

2022-23 Inflation, Income, and Costs

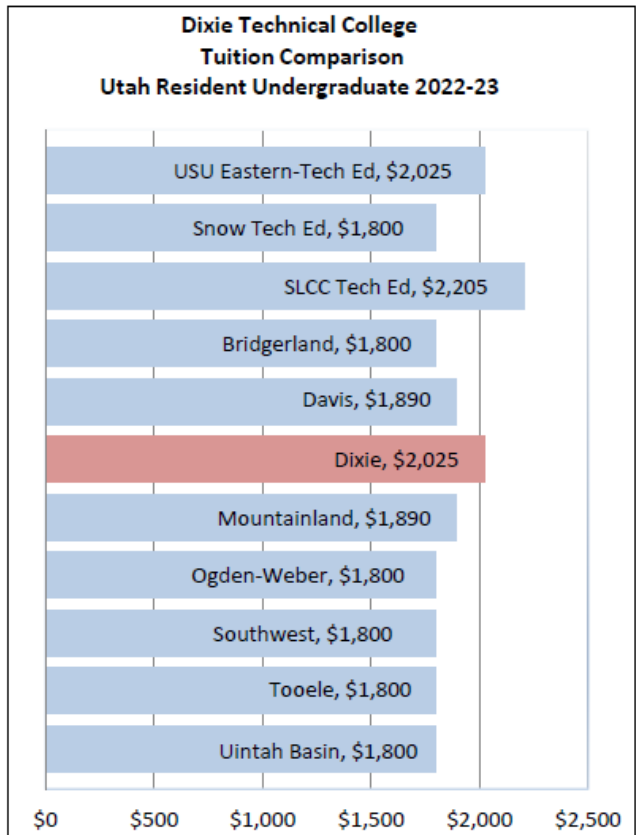
Consumer Price Index	6.30%
Higher Education Price Index	12/15/2023
Median Household County Income	\$65,040
Average Net Cost	N/A

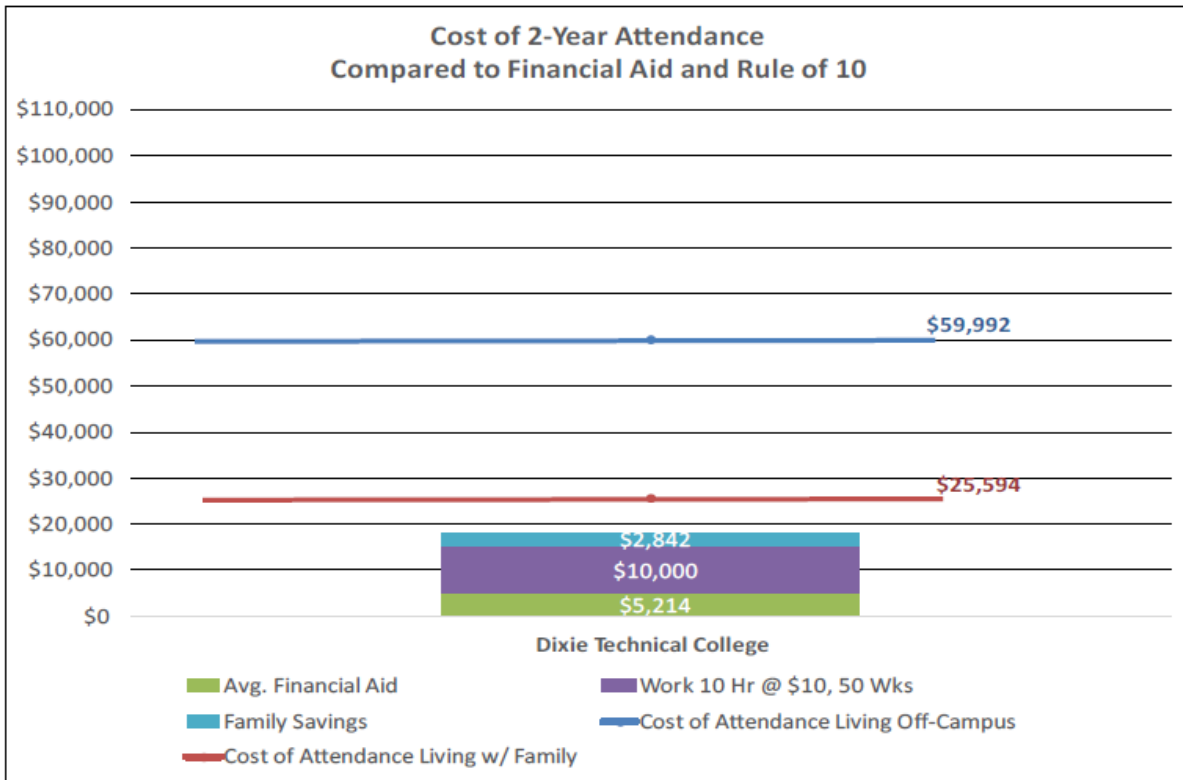


Tuition	2023-24 Current Tuition	2024-25 Requested Tuition
Undergraduate	\$3,150	

2021-22 Student Financial Aid

	Number	Average
Any Grant or Scholarship	668	\$2,607
Pell Grants	219	\$3,657
Federal Student Loans	0	\$0





Sources and Notes:

- 1) Appropriated Instructional Expenses - A-1 actual and budgeted total tax and tuition appropriations
- 2) Tuition and Fees - Data Book Table 4 two semesters of 15 credit hours
- 3) Enrollment and Completion - Institutional Data Resources dashboard all enrollments and awards
- 4) Inflation, Income, and Costs - 2022-23 CPI, HEPI, U.S. Census income by county, IPEDS net price
- 5) Student Financial Aid - 2021-22 IPEDS student financial aid all students
- 6) Appropriated Instructional Costs per Unit - Calculated based on data in 1 and 3
- 7) Tuition & Fee Comparison - WICHE and College Board surveys
- 8) 2021-22 Financial Aid and Lumina Rule of 10 - Individuals can reasonably afford to contribute 10% of their discretionary income, work 10 hours per week, and save for 10 years.
- 9) R510.5.1 - Tuition Annual Review Board policy

Mountainland Technical College Annual Tuition Review

2024-25 Tuition Setting Process

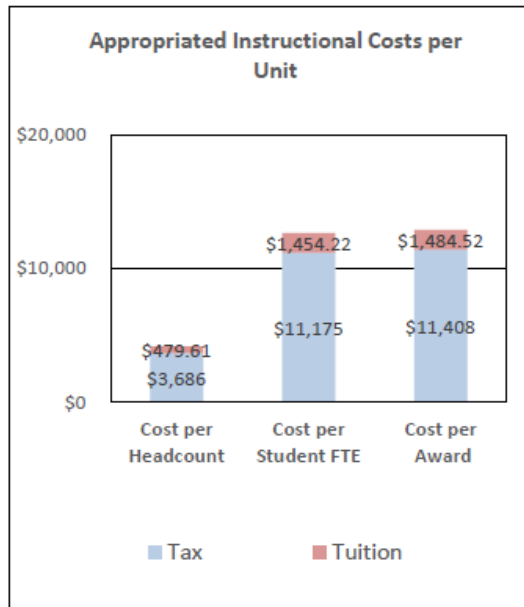
Appropriated Instructional Expenses	2022-23 Actual Expenses	2023-24 Budgeted Expenses
Tax Funds	\$22,997,600	\$28,011,000
Tuition	\$2,992,787	\$3,250,000
Other Funds		
Total Revenues	\$25,990,387	\$31,261,000

2022-23 Enrollment and Completion

Headcount	Annualized Student FTE	Total Awards
6,240	2,058	2,016

2022-23 Inflation, Income, and Costs

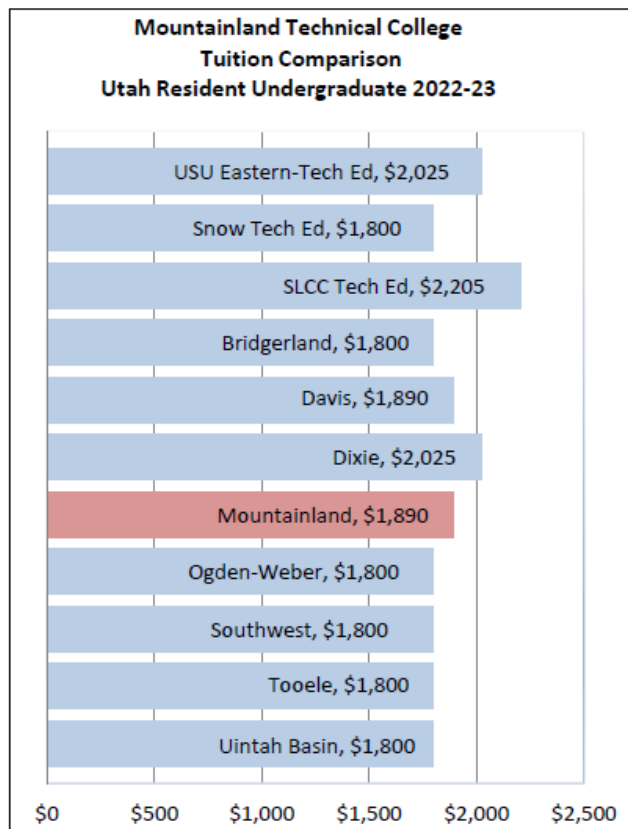
Consumer Price Index	6.30%
Higher Education Price Index	12/15/2023
Median Household County Income	\$82,893
Average Net Cost	N/A

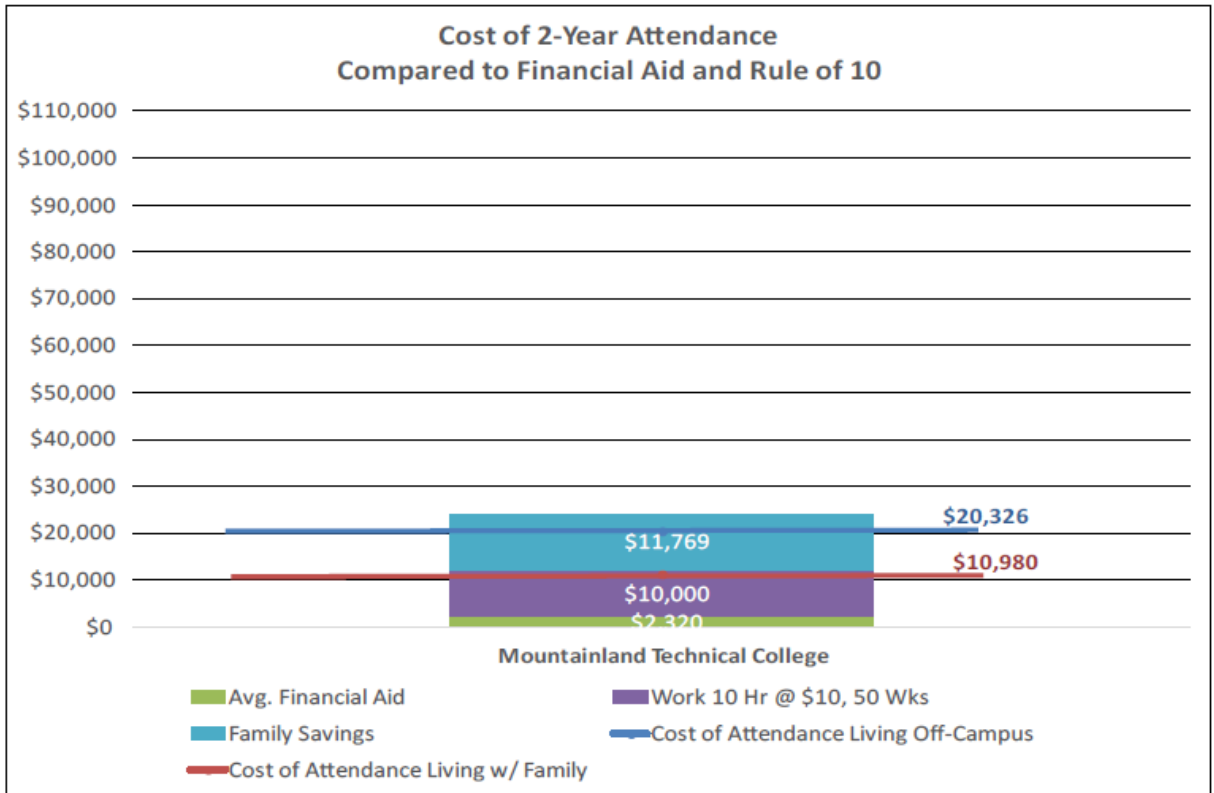


Tuition	2023-24 Current Tuition	2024-25 Requested Tuition
Undergraduate	\$3,600	

2021-22 Student Financial Aid

	Number	Average
Any Grant or Scholarship	1,263	\$1,160
Pell Grants	223	\$2,219
Federal Student Loans	0	\$0





Sources and Notes:

- 1) Appropriated Instructional Expenses - A-1 actual and budgeted total tax and tuition appropriations
- 2) Tuition and Fees - Data Book Table 4 two semesters of 15 credit hours
- 3) Enrollment and Completion - Institutional Data Resources dashboard all enrollments and awards
- 4) Inflation, Income, and Costs - 2022-23 CPI, HEPI, U.S. Census income by county, IPEDS net price
- 5) Student Financial Aid - 2021-22 IPEDS student financial aid all students
- 6) Appropriated Instructional Costs per Unit - Calculated based on data in 1 and 3
- 7) Tuition & Fee Comparison - WICHE and College Board surveys
- 8) 2021-22 Financial Aid and Lumina Rule of 10 - Individuals can reasonably afford to contribute 10% of their discretionary income, work 10 hours per week, and save for 10 years.
- 9) R510.5.1 - Tuition Annual Review Board policy

Ogden-Weber Technical College Annual Tuition Review

2024-25 Tuition Setting Process

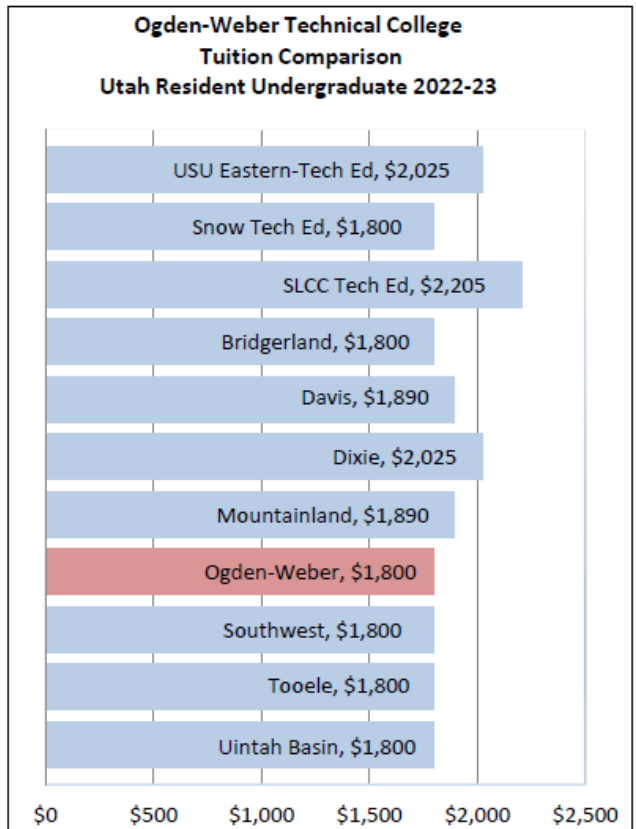
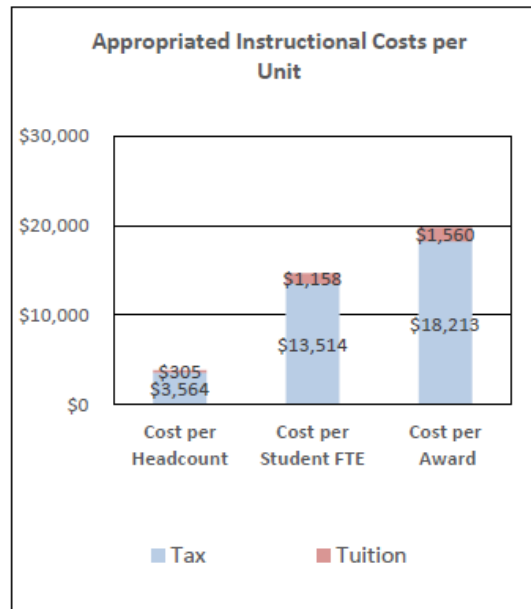
Appropriated Instructional Expenses	2022-23 Actual Expenses	2023-24 Budgeted Expenses
Tax Funds	\$21,946,400	\$24,535,300
Tuition	\$1,879,892	\$1,895,700
Other Funds		
Total Revenues	\$23,826,292	\$26,431,000

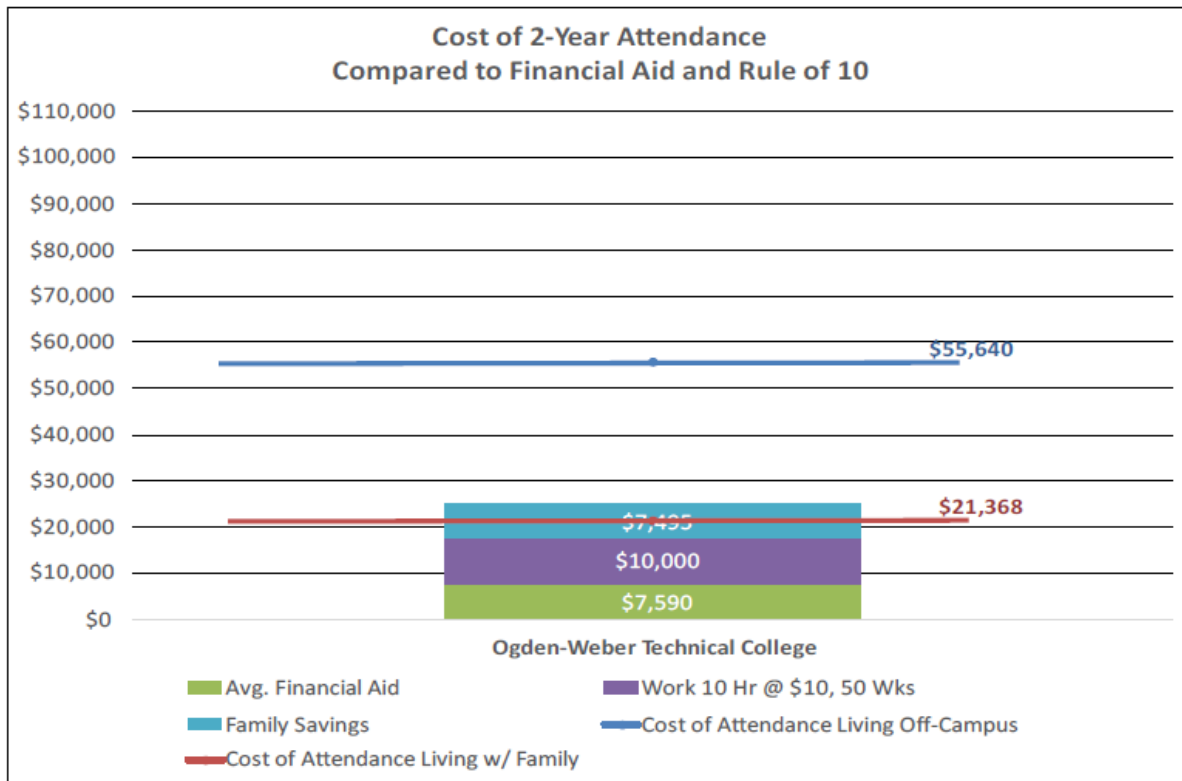
Tuition	2023-24 Current Tuition	2024-25 Requested Tuition
Undergraduate	\$2,850	

2022-23 Enrollment and Completion		
Headcount	Annualized Student FTE	Total Awards
6,158	1,624	1,205

2021-22 Student Financial Aid	Number	Average
Any Grant or Scholarship	1,597	\$3,795
Pell Grants	484	\$5,485
Federal Student Loans	0	\$0

2021-22 Inflation, Income, and Costs	
Consumer Price Index	6.30%
Higher Education Price Index	12/15/2023
Median Household County Income	\$74,345
Average Net Cost	N/A





Sources and Notes:

- 1) Appropriated Instructional Expenses - A-1 actual and budgeted total tax and tuition appropriations
- 2) Tuition and Fees - Data Book Table 4 two semesters of 15 credit hours
- 3) Enrollment and Completion - Institutional Data Resources dashboard all enrollments and awards
- 4) Inflation, Income, and Costs - 2022-23 CPI, HEPI, U.S. Census income by county, IPEDS net price
- 5) Student Financial Aid - 2021-22 IPEDS student financial aid all students
- 6) Appropriated Instructional Costs per Unit - Calculated based on data in 1 and 3
- 7) Tuition & Fee Comparison - WICHE and College Board surveys
- 8) 2021-22 Financial Aid and Lumina Rule of 10 - Individuals can reasonably afford to contribute 10% of their discretionary income, work 10 hours per week, and save for 10 years.
- 9) R510.5.1 - Tuition Annual Review Board policy

Salt Lake Comm. College - Tech Ed Annual Tuition Review

2024-25 Tuition Setting Process

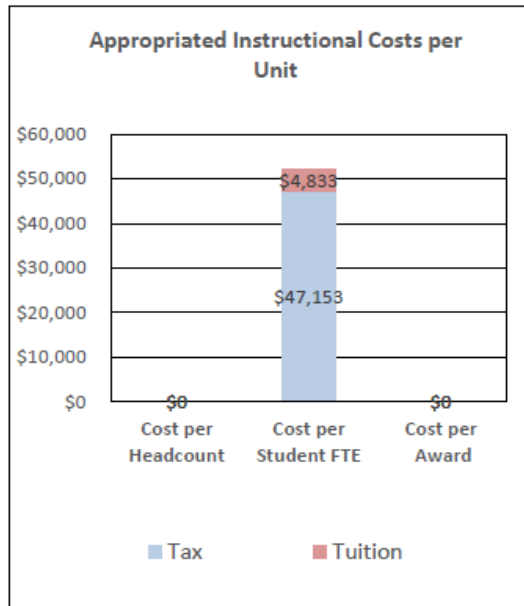
Appropriated Instructional Expenses	2022-23 Actual Expenses	2023-24 Budgeted Expenses
Tax Funds	\$9,572,000	\$11,912,400
Tuition	\$981,029	\$1,260,000
Other Funds		
Total Revenues	\$10,553,029	\$13,172,400

2022-23 Enrollment and Completion

Headcount	Annualized Student FTE	Total Awards
N/A	203	N/A

2022-23 Inflation, Income, and Costs

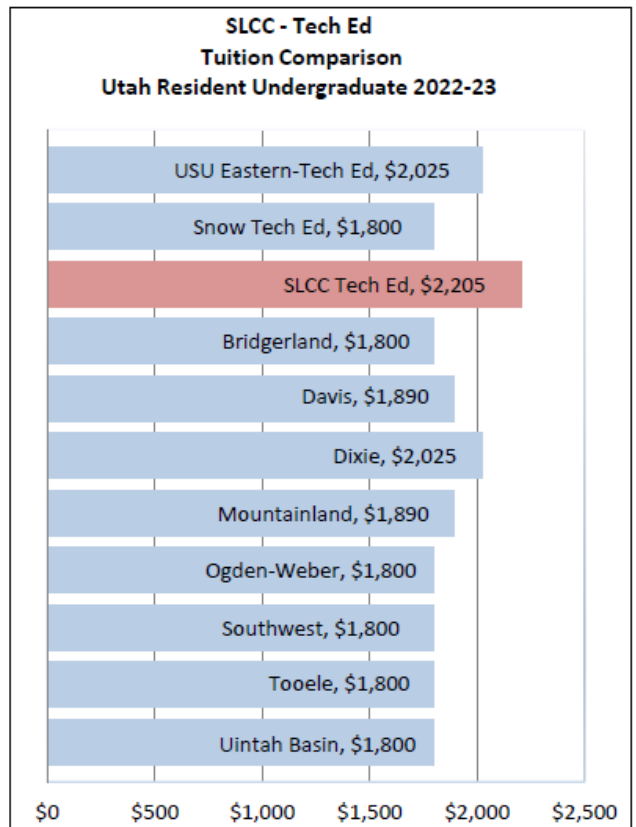
Consumer Price Index	6.30%
Higher Education Price Index	12/15/2023
Median Household County Income	\$82,206
Average Net Cost	N/A



Tuition and Fees	2023-24 Current Tuition & Fees	2024-25 Requested Tuition & Fees
Undergraduate	\$2,940	

2021-22 Student Financial Aid

	Number	Average
Any Grant or Scholarship	N/A	N/A
Pell Grants	N/A	N/A
Federal Student Loans	N/A	N/A



Snow College - Technical Education Annual Tuition Review

2024-25 Tuition Setting Process

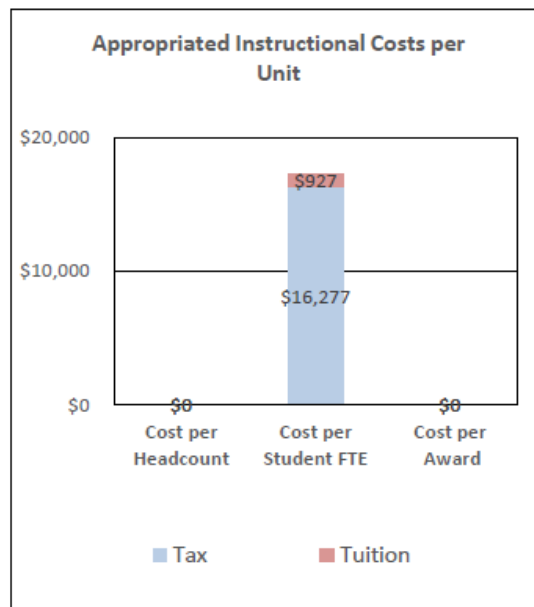
Appropriated Instructional Expenses	2022-23 Actual Expenses	2023-24 Budgeted Expenses
Tax Funds	\$4,199,400	\$4,836,600
Tuition-estimated	\$239,115	\$271,800
Other Funds		
Total Revenues	\$4,438,515	\$5,108,400

2022-23 Enrollment and Completion

Headcount	Annualized Student FTE	Total Awards
N/A	258	N/A

2022-23 Inflation, Income, and Costs

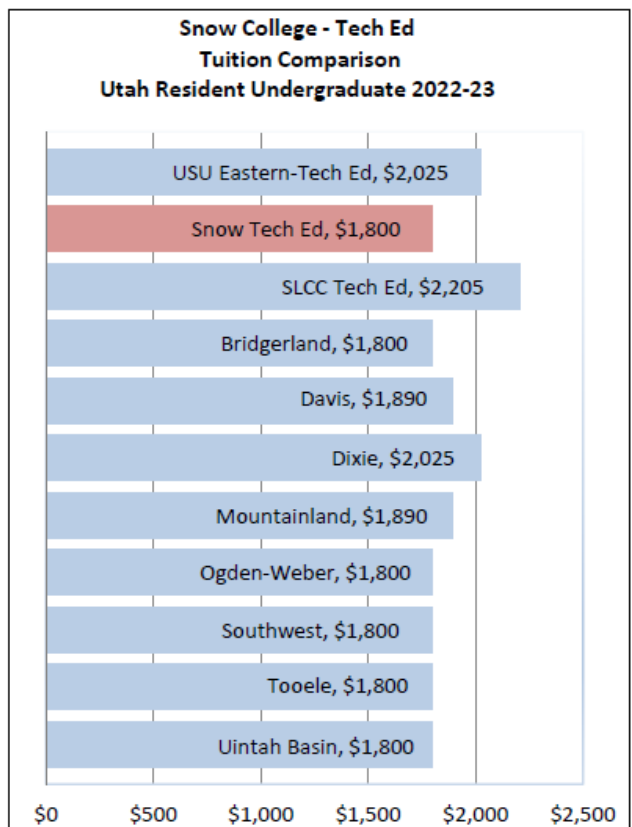
Consumer Price Index	6.30%
Higher Education Price Index	12/15/2023
Median Household County Income	\$60,186
Average Net Cost	N/A



Tuition and Fees	2023-24 Current Tuition & Fees	2024-25 Requested Tuition & Fees
Undergraduate	\$2,850	

2021-22 Student Financial Aid

	Number	Average
Any Grant or Scholarship	N/A	N/A
Pell Grants	N/A	N/A
Federal Student Loans	N/A	N/A



Southwest Technical College Annual Tuition Review

2024-25 Tuition Setting Process

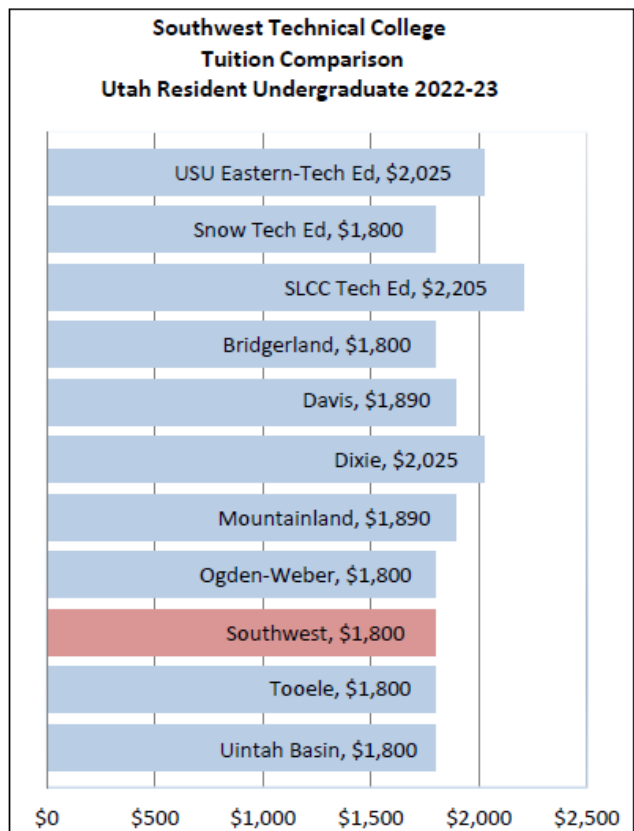
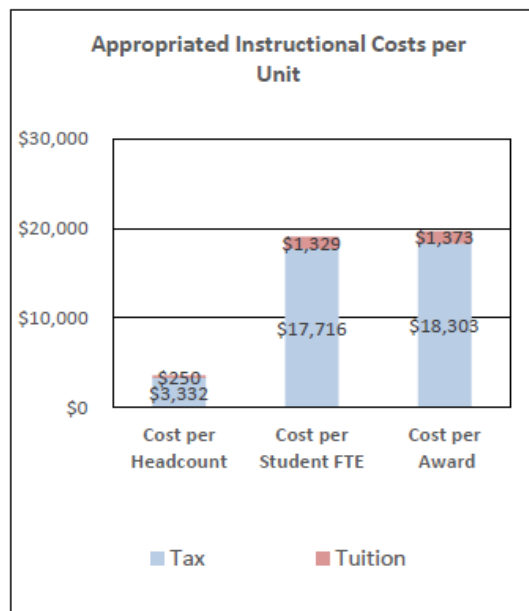
Appropriated Instructional Expenses	2022-23 Actual Expenses	2023-24 Budgeted Expenses
Tax Funds	\$8,291,100	\$9,214,300
Tuition	\$621,884	\$490,000
Other Funds		
Total Revenues	\$8,912,984	\$9,704,300

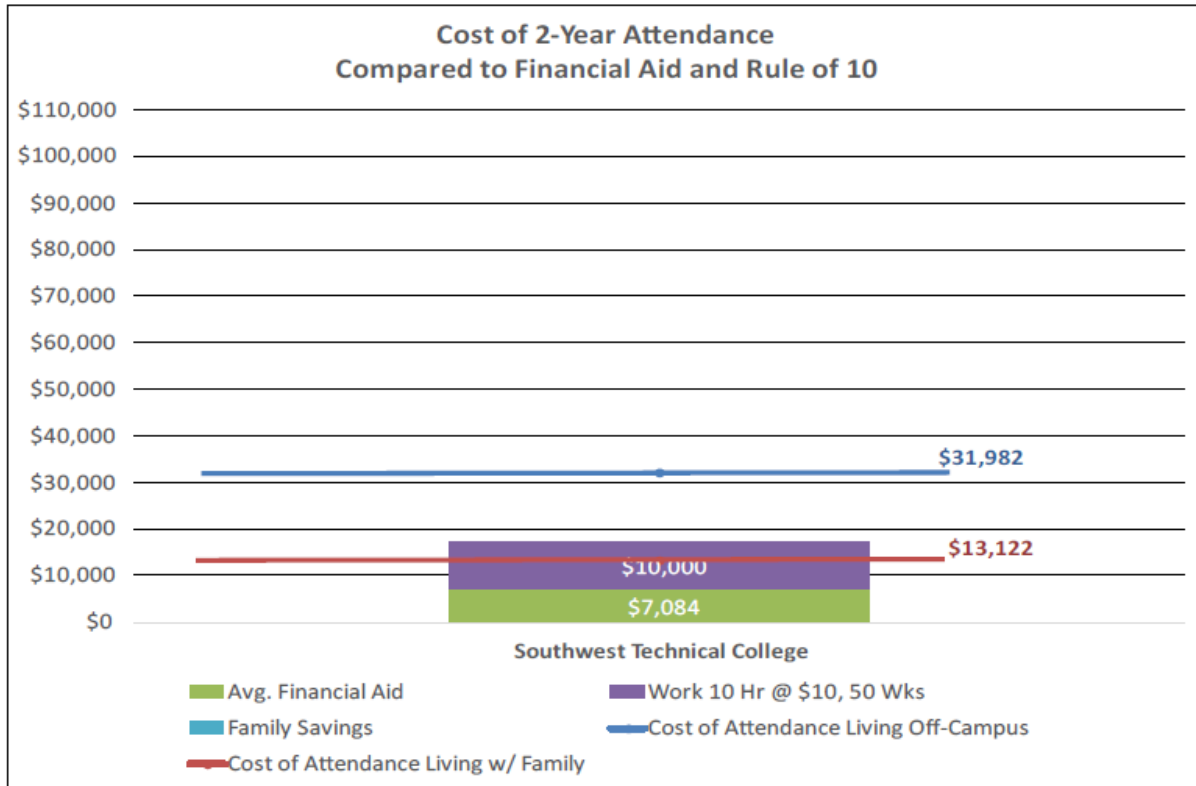
Tuition	2023-24 Current Tuition	2024-25 Requested Tuition
Undergraduate	\$2,850	

2022-23 Enrollment and Completion		
Headcount	Annualized Student FTE	Total Awards
2,488	468	453

2021-22 Student Financial Aid	Number	Average
Any Grant or Scholarship	483	\$3,542
Pell Grants	148	\$4,445
Federal Student Loans	0	\$0

2022-23 Inflation, Income, and Costs	
Consumer Price Index	6.30%
Higher Education Price Index	12/15/2023
Median Household County Income	\$56,308
Average Net Cost	N/A





Sources and Notes:

- 1) Appropriated Instructional Expenses - A-1 actual and budgeted total tax and tuition appropriations
- 2) Tuition and Fees - Data Book Table 4 two semesters of 15 credit hours
- 3) Enrollment and Completion - Institutional Data Resources dashboard all enrollments and awards
- 4) Inflation, Income, and Costs - 2022-23 CPI, HEPI, U.S. Census income by county, IPEDS net price
- 5) Student Financial Aid - 2021-22 IPEDS student financial aid all students
- 6) Appropriated Instructional Costs per Unit - Calculated based on data in 1 and 3
- 7) Tuition & Fee Comparison - WICHE and College Board surveys
- 8) 2021-22 Financial Aid and Lumina Rule of 10 - Individuals can reasonably afford to contribute 10% of their discretionary income, work 10 hours per week, and save for 10 years.
- 9) R510.5.1 - Tuition Annual Review Board policy

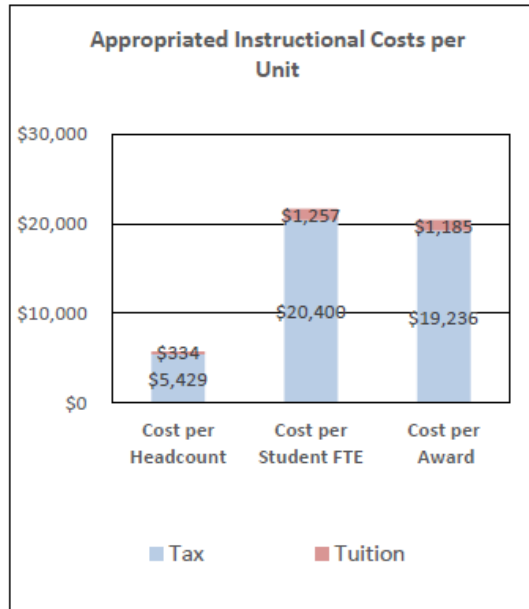
Tooele Technical College Annual Tuition Review

2024-25 Tuition Setting Process

Appropriated Instructional Expenses	2022-23 Actual Expenses	2023-24 Budgeted Expenses
Tax Funds	\$7,078,900	\$8,567,000
Tuition	\$436,026	\$580,327
Other Funds		
Total Revenues	\$7,514,926	\$9,147,327

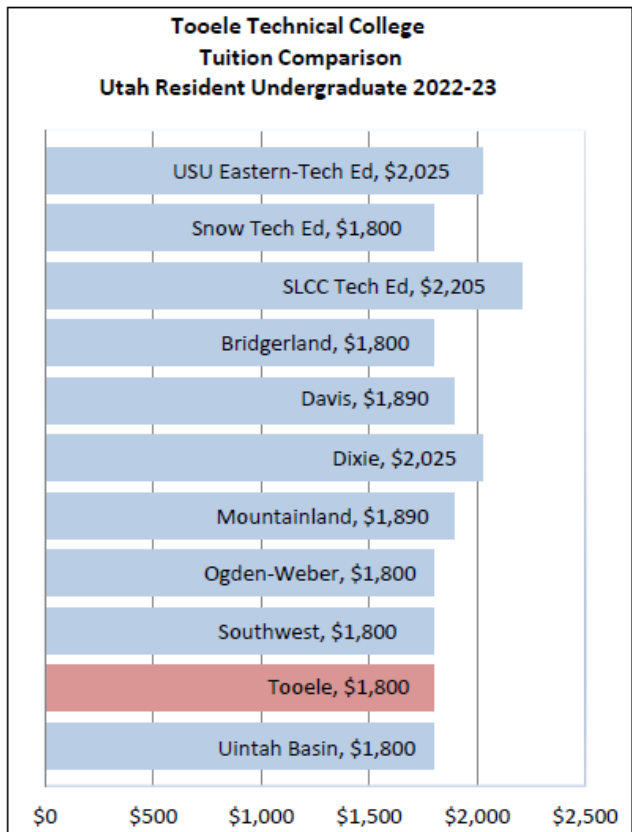
2022-23 Enrollment and Completion		
Headcount	Annualized Student FTE	Total Awards
1,304	347	368

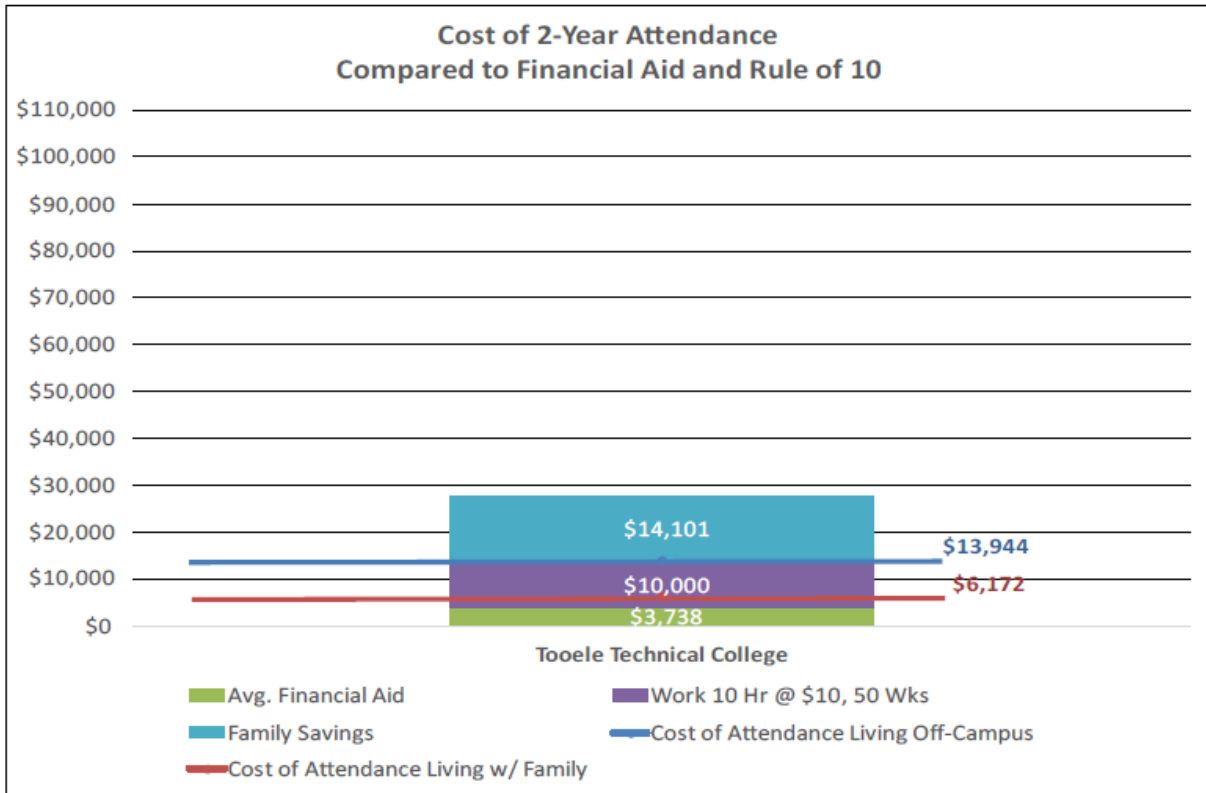
2022-23 Inflation, Income, and Costs	
Consumer Price Index	6.30%
Higher Education Price Index	12/15/2023
Median Household County Income	\$87,557
Average Net Cost	\$3,548



Tuition	2023-24 Current Tuition	2024-25 Requested Tuition
Undergraduate	\$2,550	

2021-22 Student Financial Aid	Number	Average
Any Grant or Scholarship	514	\$1,869
Pell Grants	76	\$3,683
Federal Student Loans	0	\$0





Sources and Notes:

- 1) Appropriated Instructional Expenses - A-1 actual and budgeted total tax and tuition appropriations
- 2) Tuition and Fees - Data Book Table 4 two semesters of 15 credit hours
- 3) Enrollment and Completion - Institutional Data Resources dashboard all enrollments and awards
- 4) Inflation, Income, and Costs - 2022-23 CPI, HEPI, U.S. Census income by county, IPEDS net price
- 5) Student Financial Aid - 2021-22 IPEDS student financial aid all students
- 6) Appropriated Instructional Costs per Unit - Calculated based on data in 1 and 3
- 7) Tuition & Fee Comparison - WICHE and College Board surveys
- 8) 2021-22 Financial Aid and Lumina Rule of 10 - Individuals can reasonably afford to contribute 10% of their discretionary income, work 10 hours per week, and save for 10 years.
- 9) R510.5.1 - Tuition Annual Review Board policy

Uintah Basin Technical College Annual Tuition Review

2024-25 Tuition Setting Process

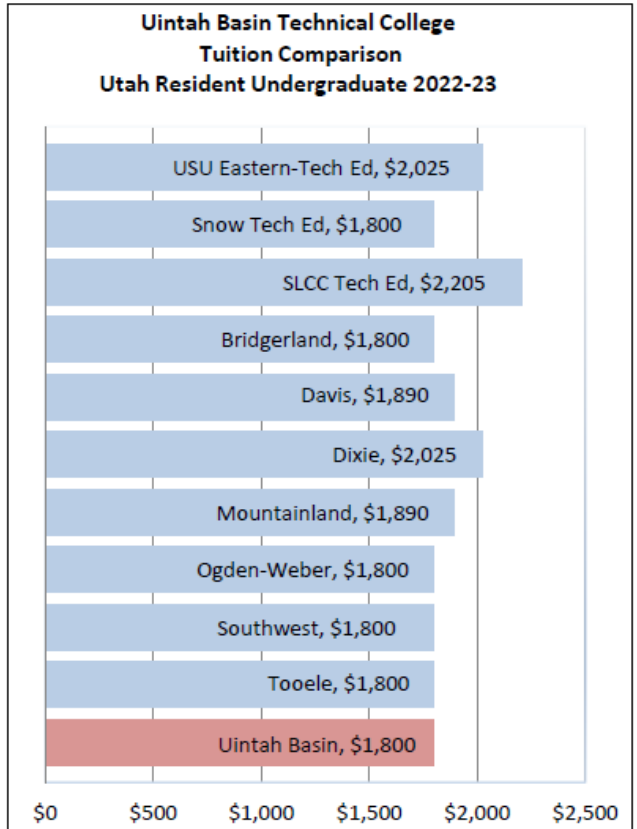
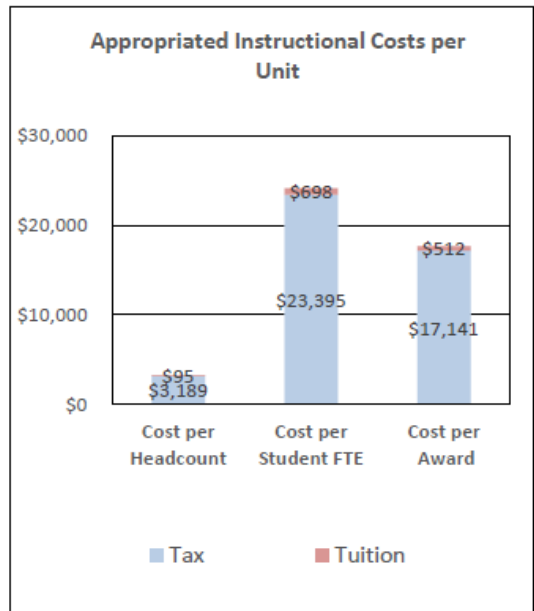
Appropriated Instructional Expenses	2022-23 Actual Expenses	2023-24 Budgeted Expenses
Tax Funds	\$12,118,700	\$13,528,900
Tuition	\$361,691	\$817,200
Other Funds		
Total Revenues	\$12,480,391	\$14,346,100

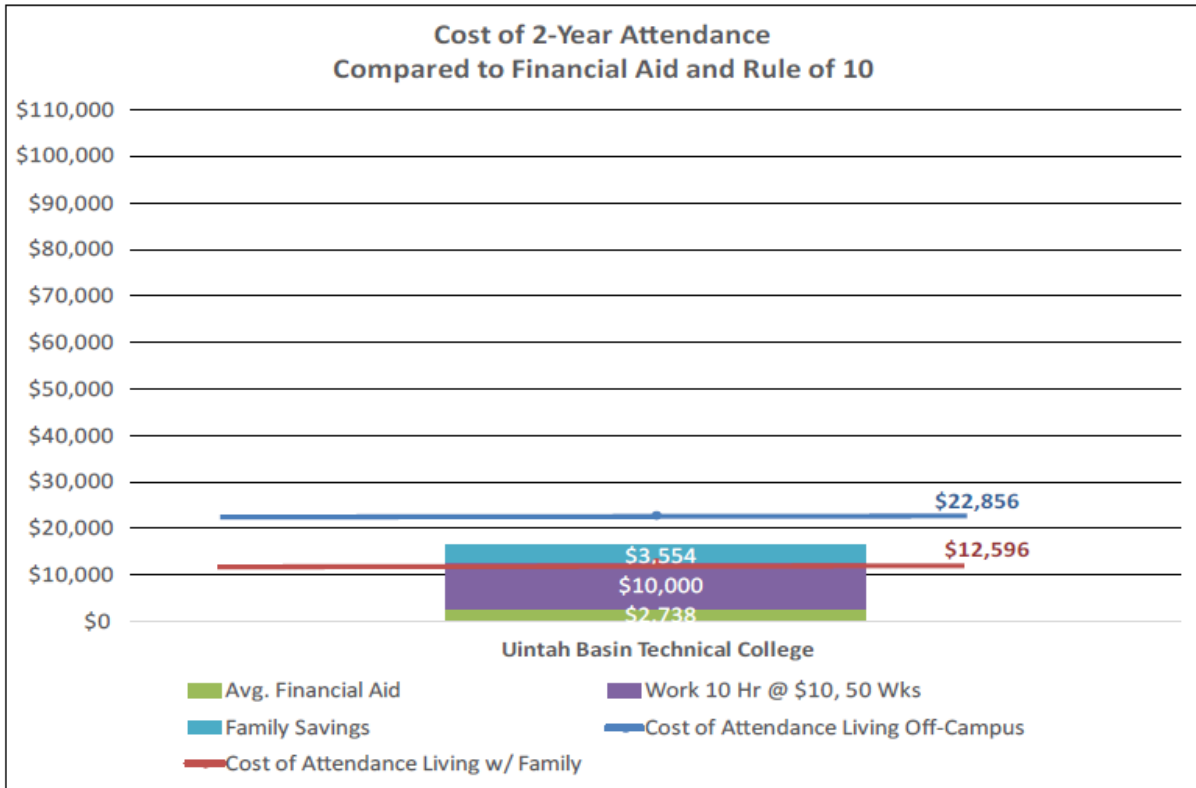
Tuition	2023-24 Current Tuition	2024-25 Requested Tuition
Undergraduate	\$3,000	

2022-23 Enrollment and Completion		
Headcount	Annualized Student FTE	Total Awards
3,800	518	707

2021-22 Student Financial Aid	Number	Average
Any Grant or Scholarship	403	\$1,369
Pell Grants	24	\$4,805
Federal Student Loans	0	\$0

2022-23 Inflation, Income, and Costs	
Consumer Price Index	6.30%
Higher Education Price Index	12/15/2023
Median Household County Income	\$66,463
Average Net Cost	N/A





Sources and Notes:

- 1) Appropriated Instructional Expenses - A-1 actual and budgeted total tax and tuition appropriations
- 2) Tuition and Fees - Data Book Table 4 two semesters of 15 credit hours
- 3) Enrollment and Completion - Institutional Data Resources dashboard all enrollments and awards
- 4) Inflation, Income, and Costs - 2022-23 CPI, HEPI, U.S. Census income by county, IPEDS net price
- 5) Student Financial Aid - 2021-22 IPEDS student financial aid all students
- 6) Appropriated Instructional Costs per Unit - Calculated based on data in 1 and 3
- 7) Tuition & Fee Comparison - WICHE and College Board surveys
- 8) 2021-22 Financial Aid and Lumina Rule of 10 - Individuals can reasonably afford to contribute 10% of their discretionary income, work 10 hours per week, and save for 10 years.
- 9) R510.5.1 - Tuition Annual Review Board policy

USU Eastern - Technical Education Annual Tuition Review

2024-25 Tuition Setting Process

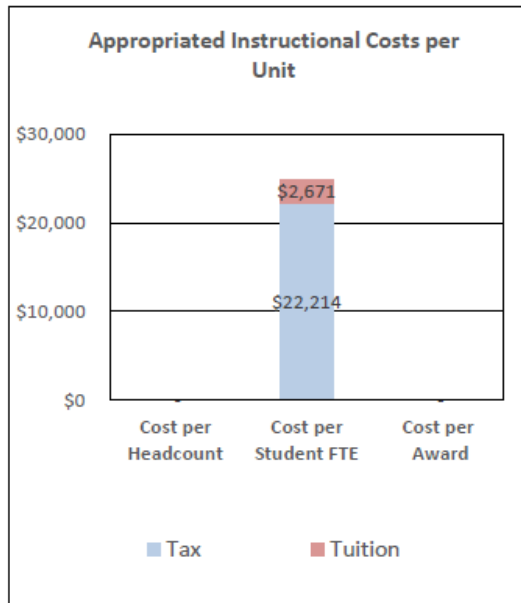
Appropriated Instructional Expenses	2022-23 Actual Expenses	2023-24 Budgeted Expenses
Tax Funds	\$6,619,800	\$7,321,000
Tuition	\$796,040	\$439,000
Other Funds		
Total Revenues	\$7,415,840	\$7,760,000

2022-23 Enrollment and Completion

Headcount	Annualized Student FTE	Total Awards
N/A	298	N/A

2022-23 Inflation, Income, and Costs


Consumer Price Index	6.30%
Higher Education Price Index	12/15/2023
Median Household County Income	\$51,725
Average Net Cost	N/A



Tuition and Fees	2023-24 Current Tuition & Fees	2024-25 Requested Tuition & Fees
Undergraduate	\$2,940	

2021-22 Student Financial Aid

	Number	Average
Any Grant or Scholarship	N/A	N/A
Pell Grants	N/A	N/A
Federal Student Loans	0	N/A



Utah System of Higher Education

2024-25 Tuition Increase Estimates by Institution

	(a)	(b)		(c)		(d)		(e)	
	Net Tuition Revenue - FY24 R-1 Budget	3.5% Salary & Related Benefits		7.2% Health and 0.9% Dental Insurance		Internal Service Funds (Liability, Fuel Network, Motor Pool, Property, AG, State Travel, Auto, Cybersecurity)		2024-25 Total Changes	
	Amount	Amount	% Change	Amount	% Change	Amount	% Change	Amount	% Change
University of Utah	\$406,766,380	\$5,612,400	1.38%	\$1,122,900	0.28%	\$1,795,700	0.44%	\$8,531,000	2.10%
Utah State University	168,364,000	2,135,800	1.27%	686,100	0.41%	291,400	0.17%	3,113,300	1.85%
Weber State University	82,081,814	1,273,700	1.55%	389,400	0.47%	108,100	0.13%	\$1,771,200	2.16%
Southern Utah University	66,583,000	841,200	1.26%	223,100	0.34%	357,600	0.54%	1,421,900	2.14%
Snow College	12,962,000	299,300	2.31%	112,100	0.86%	58,500	0.45%	\$469,900	3.63%
Utah Tech University	43,910,000	634,300	1.44%	232,500	0.53%	79,000	0.18%	945,800	2.15%
Utah Valley University	148,418,900	2,011,700	1.36%	678,900	0.46%	112,100	0.08%	\$2,802,700	1.89%
Salt Lake Community College	56,811,372	1,190,600	2.10%	315,200	0.55%	46,000	0.08%	1,551,800	2.73%
Total	\$985,897,466	\$13,999,000	1.42%	\$3,760,200	0.38%	\$2,848,400	0.29%	\$20,607,600	2.09%

TABLE 1
USHE 10-Year Changes in Enrollments and Appropriated Expenditures, Tax Funds and Tuition & Fees per FTE

Institution	Budget-related Annualized FTE	Current Dollars			Constant Dollars		
		Expenditures per FTE	Tax Funds per FTE	Tuition & Fees per FTE	Expenditures per FTE	Tax Funds per FTE	Tuition & Fees per FTE
University of Utah¹							
2012-13 Actual	29,335	\$14,421	\$6,744	\$7,562	\$18,680	\$8,736	\$9,796
2013-14 Actual	28,998	\$15,707	\$7,137	\$8,273	\$20,034	\$9,102	\$10,552
2014-15 Actual	28,669	\$16,054	\$7,422	\$8,368	\$20,328	\$9,398	\$10,596
2015-16 Actual	28,580	\$17,204	\$7,791	\$8,920	\$21,639	\$9,800	\$11,219
2016-17 Actual	28,844	\$17,862	\$8,125	\$9,691	\$22,060	\$10,034	\$11,968
2017-18 Actual	29,040	\$18,471	\$8,526	\$9,848	\$22,310	\$10,298	\$11,895
2018-19 Actual	29,300	\$17,997	\$9,165	\$10,207	\$21,295	\$10,845	\$12,078
2019-20 Actual	29,332	\$20,704	\$9,436	\$11,005	\$24,121	\$10,993	\$12,822
2020-21 Actual	29,902	\$18,770	\$9,952	\$10,587	\$21,376	\$11,334	\$12,057
2021-22 Actual	30,866	\$21,136	\$10,045	\$11,460	\$22,460	\$10,674	\$12,178
2022-23 Actual	31,418	\$21,560	\$11,363	\$11,472	\$21,560	\$11,363	\$11,472
% Change	7.1%	49.5%	68.5%	51.7%	15.4%	30.1%	17.1%
Utah State University							
2012-13 Actual	20,385	\$12,357	\$6,504	\$5,686	\$16,006	\$8,425	\$7,365
2013-14 Actual	20,010	\$12,967	\$7,025	\$5,971	\$16,539	\$8,960	\$7,616
2014-15 Actual	20,464	\$13,782	\$7,365	\$5,839	\$17,451	\$9,326	\$7,393
2015-16 Actual	21,399	\$14,115	\$7,420	\$5,870	\$17,752	\$9,332	\$7,383
2016-17 Actual	21,443	\$14,589	\$7,728	\$6,678	\$18,018	\$9,544	\$8,248
2017-18 Actual	21,498	\$15,329	\$7,934	\$7,010	\$18,514	\$9,583	\$8,467
2018-19 Actual	21,835	\$15,832	\$8,468	\$7,183	\$18,734	\$10,019	\$8,500
2019-20 Actual	21,407	\$16,998	\$8,203	\$7,315	\$19,804	\$9,557	\$8,522
2020-21 Actual	21,217	\$17,017	\$10,317	\$7,293	\$19,380	\$11,749	\$8,305
2021-22 Actual	20,661	\$19,622	\$10,967	\$7,724	\$20,850	\$11,654	\$8,208
2022-23 Actual	20,704	\$22,512	\$13,229	\$8,061	\$22,512	\$13,229	\$8,061
% Change	1.6%	82.2%	103.4%	41.8%	40.6%	57.0%	9.5%
Weber State University							
2012-13 Actual	15,299	\$8,443	\$4,092	\$4,310	\$10,937	\$5,301	\$5,583
2013-14 Actual	14,448	\$9,325	\$4,609	\$4,580	\$11,894	\$5,878	\$5,841
2014-15 Actual	14,458	\$9,793	\$5,050	\$4,577	\$12,401	\$6,395	\$5,795
2015-16 Actual	14,396	\$10,185	\$5,214	\$4,702	\$12,810	\$6,558	\$5,913
2016-17 Actual	14,191	\$10,737	\$5,672	\$5,066	\$13,260	\$7,005	\$6,257
2017-18 Actual	14,476	\$11,035	\$5,736	\$5,182	\$13,328	\$6,928	\$6,259
2018-19 Actual	14,691	\$11,471	\$6,151	\$5,216	\$13,573	\$7,278	\$6,172
2019-20 Actual	14,698	\$11,822	\$6,222	\$5,356	\$13,773	\$7,249	\$6,240
2020-21 Actual	14,675	\$12,418	\$6,867	\$5,495	\$14,142	\$7,820	\$6,258
2021-22 Actual	14,318	\$13,184	\$7,320	\$5,725	\$14,010	\$7,778	\$6,084
2022-23 Actual	14,104	\$14,271	\$8,576	\$5,802	\$14,271	\$8,576	\$5,802
% Change	-7.8%	69.0%	109.6%	34.6%	30.5%	61.8%	3.9%

TABLE 1

USHE 10-Year Changes in Enrollments and Appropriated Expenditures, Tax Funds and Tuition & Fees per FTE

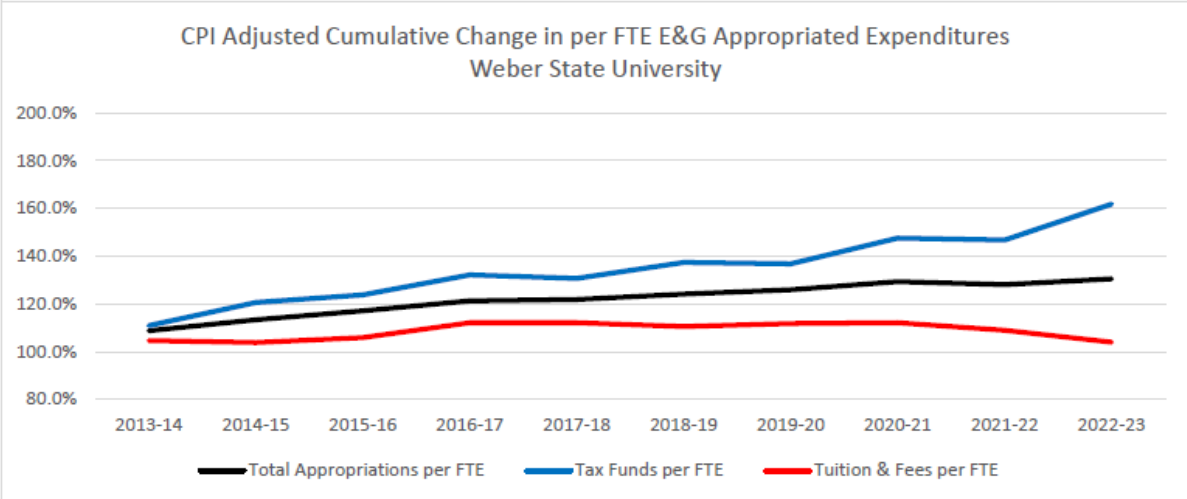
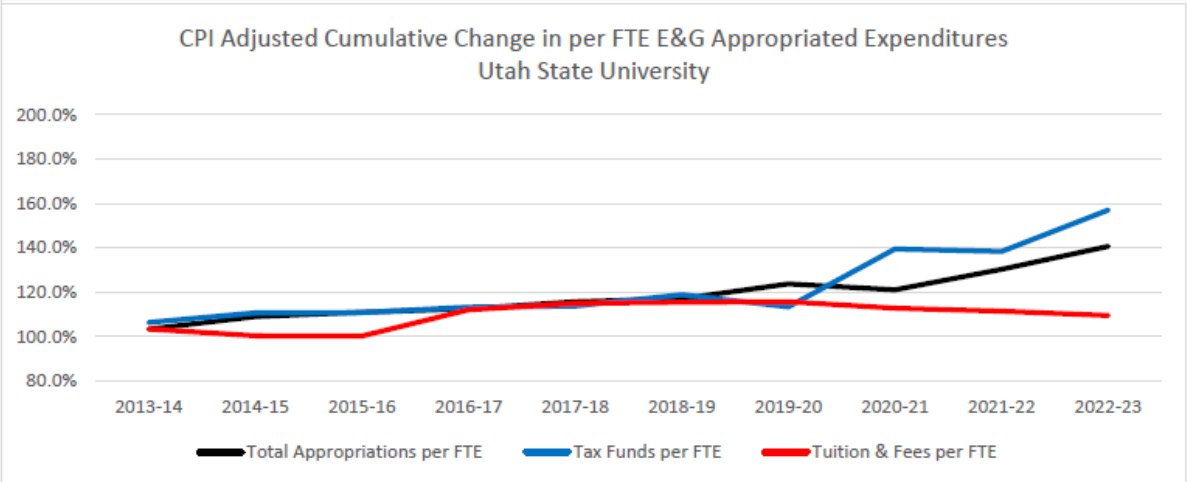
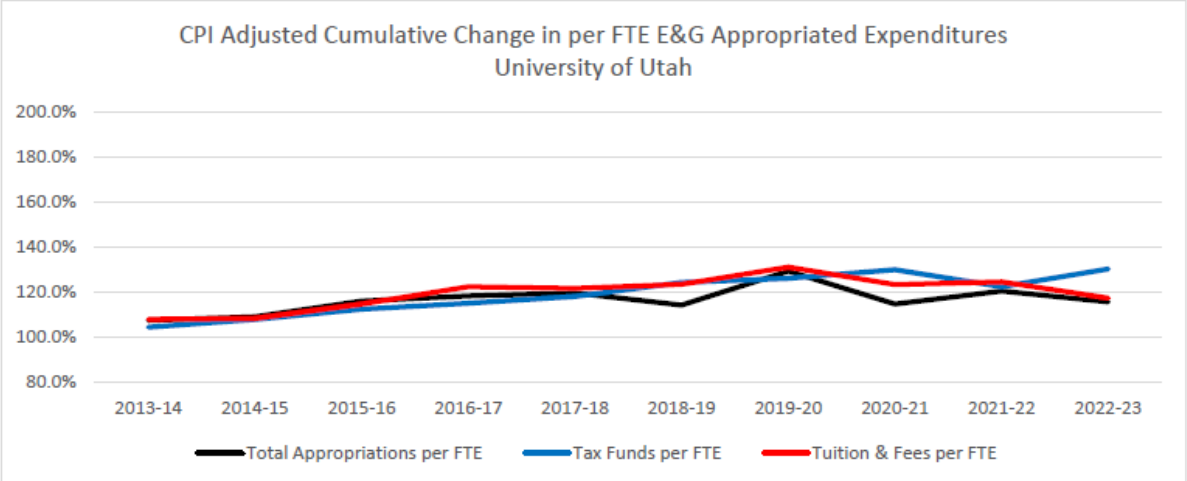
Institution	Budget-related Annualized FTE	Current Dollars			Constant Dollars		
		Expenditures per FTE	Tax Funds per FTE	Tuition & Fees per FTE	Expenditures per FTE	Tax Funds per FTE	Tuition & Fees per FTE
Southern Utah University							
2012-13 Actual	6,380	\$10,143	\$4,700	\$5,610	\$13,139	\$6,088	\$7,267
2013-14 Actual	6,087	\$10,705	\$5,167	\$5,757	\$13,654	\$6,590	\$7,343
2014-15 Actual	6,176	\$10,868	\$5,272	\$5,674	\$13,761	\$6,676	\$7,185
2015-16 Actual	6,829	\$10,644	\$4,955	\$5,296	\$13,387	\$6,232	\$6,661
2016-17 Actual	7,254	\$10,682	\$4,841	\$5,716	\$13,193	\$5,979	\$7,060
2017-18 Actual	7,385	\$11,384	\$5,160	\$6,090	\$13,749	\$6,232	\$7,355
2018-19 Actual	7,998	\$11,385	\$5,306	\$6,206	\$13,471	\$6,279	\$7,343
2019-20 Actual	8,339	\$11,923	\$5,438	\$6,379	\$13,891	\$6,336	\$7,431
2020-21 Actual	9,455	\$11,915	\$5,531	\$6,435	\$13,570	\$6,299	\$7,328
2021-22 Actual	10,285	\$11,555	\$5,261	\$6,450	\$12,279	\$5,591	\$6,854
2022-23 Actual	10,342	\$13,113	\$6,468	\$6,539	\$13,113	\$6,468	\$6,539
% Change	62.1%	29.3%	37.6%	16.6%	-0.2%	6.2%	-10.0%
Snow College							
2012-13 Actual	3,238	\$8,858	\$5,870	\$2,731	\$11,474	\$7,604	\$3,537
2013-14 Actual	3,210	\$8,958	\$6,071	\$2,833	\$11,426	\$7,744	\$3,614
2014-15 Actual	3,433	\$9,049	\$6,208	\$2,649	\$11,458	\$7,861	\$3,354
2015-16 Actual	3,636	\$8,951	\$6,005	\$2,753	\$11,258	\$7,552	\$3,462
2016-17 Actual	3,688	\$9,252	\$6,221	\$3,051	\$11,426	\$7,683	\$3,768
2017-18 Actual	3,647	\$9,394	\$6,536	\$3,158	\$11,346	\$7,894	\$3,815
2018-19 Actual	3,594	\$12,948	\$9,343	\$3,237	\$15,321	\$11,055	\$3,830
2019-20 Actual	3,502	\$11,419	\$8,161	\$3,296	\$13,304	\$9,507	\$3,840
2020-21 Actual	3,452	\$12,137	\$8,900	\$3,277	\$13,823	\$10,136	\$3,732
2021-22 Actual	4,005	\$11,919	\$8,225	\$3,627	\$12,665	\$8,740	\$3,854
2022-23 Actual	3,990	\$14,297	\$10,661	\$3,822	\$14,297	\$10,661	\$3,822
% Change	23.2%	61.4%	81.6%	40.0%	24.6%	40.2%	8.1%
Utah Tech University							
2012-13 Actual	6,257	\$7,357	\$3,504	\$3,688	\$9,530	\$4,539	\$4,778
2013-14 Actual	5,977	\$8,313	\$4,166	\$3,922	\$10,603	\$5,314	\$5,003
2014-15 Actual	5,993	\$9,349	\$5,163	\$3,911	\$11,837	\$6,538	\$4,953
2015-16 Actual	6,012	\$9,830	\$5,328	\$4,224	\$12,364	\$6,702	\$5,312
2016-17 Actual	6,338	\$9,845	\$5,260	\$4,524	\$12,158	\$6,496	\$5,587
2017-18 Actual	6,699	\$10,074	\$5,231	\$4,727	\$12,167	\$6,318	\$5,709
2018-19 Actual	6,765	\$10,724	\$5,873	\$4,860	\$12,689	\$6,949	\$5,751
2019-20 Actual	7,240	\$11,223	\$5,662	\$5,111	\$13,076	\$6,597	\$5,954
2020-21 Actual	7,788	\$10,861	\$6,111	\$5,116	\$12,368	\$6,960	\$5,827
2021-22 Actual	7,990	\$12,191	\$6,487	\$5,405	\$12,954	\$6,893	\$5,743
2022-23 Actual	7,866	\$13,407	\$7,975	\$5,596	\$13,407	\$7,975	\$5,596
% Change	25.7%	82.2%	127.6%	51.7%	40.7%	75.7%	17.1%

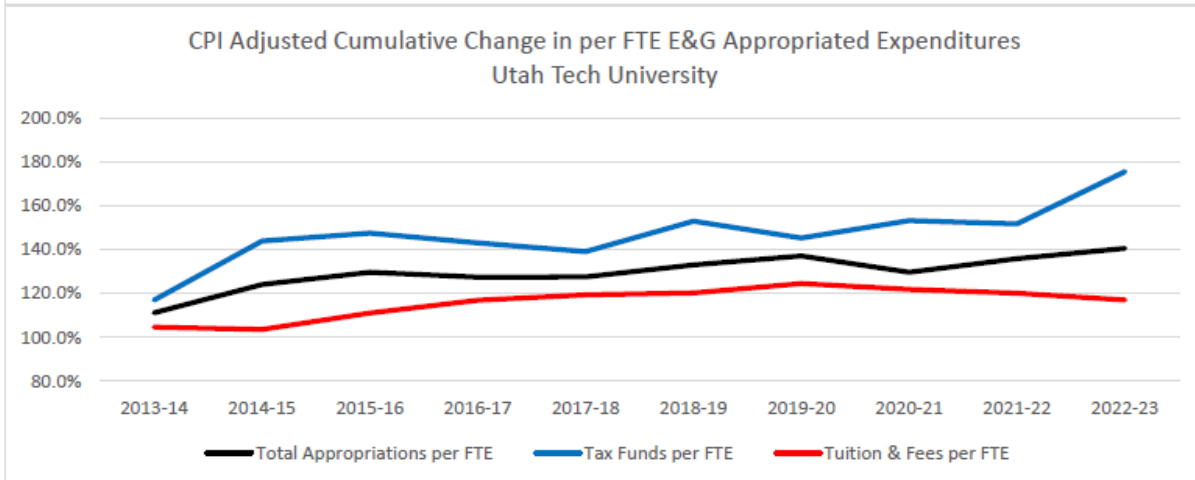
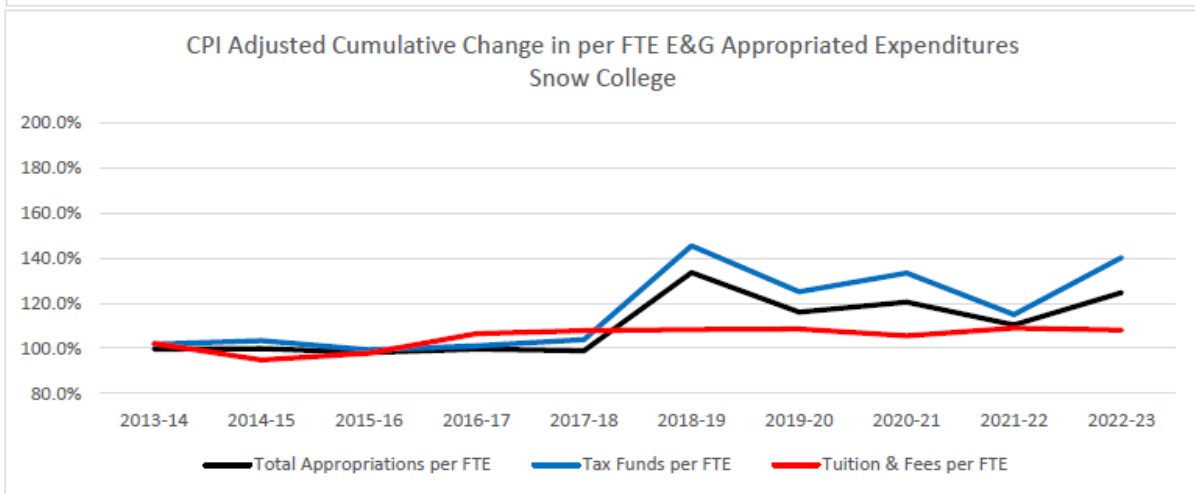
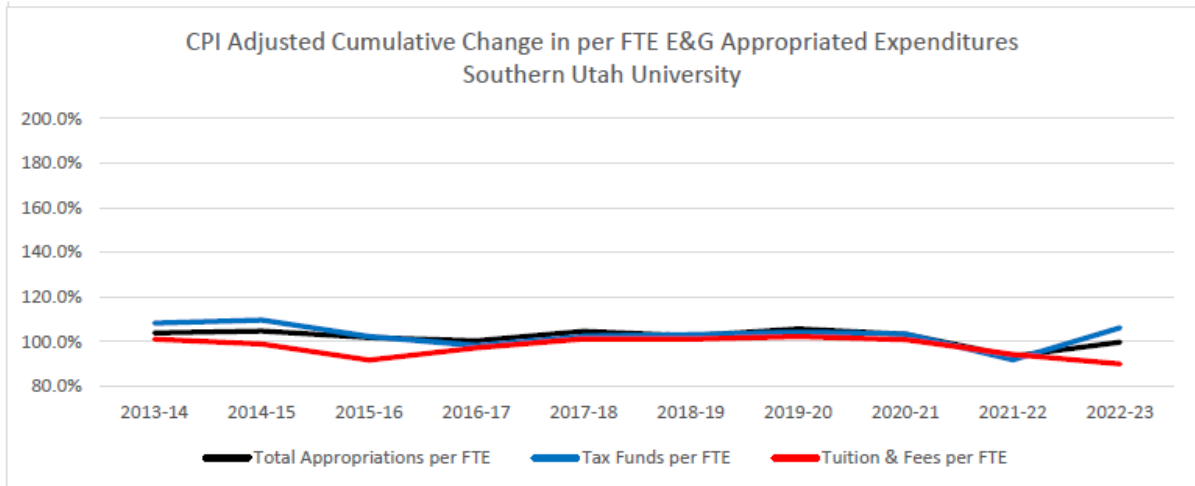
TABLE 1

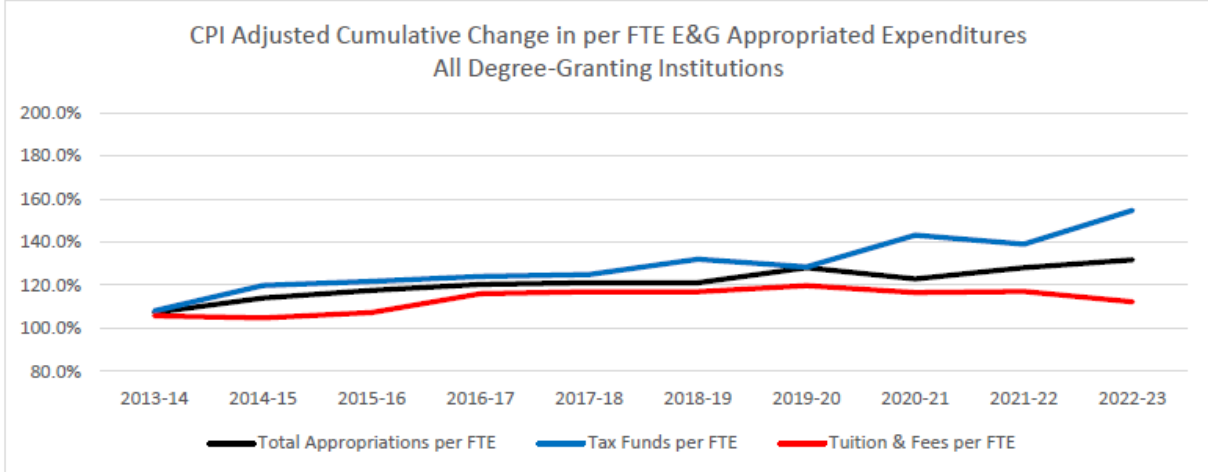
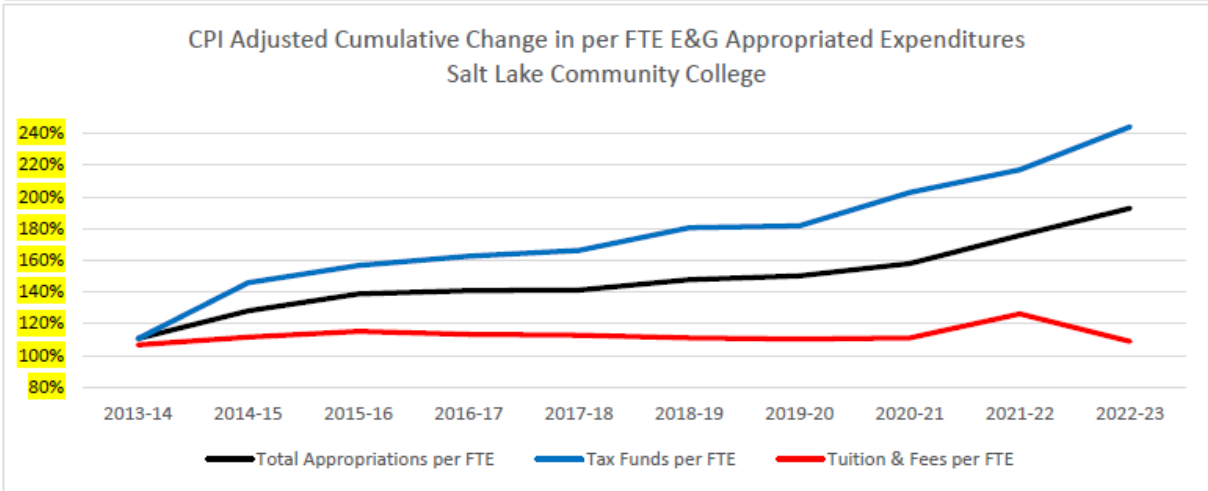
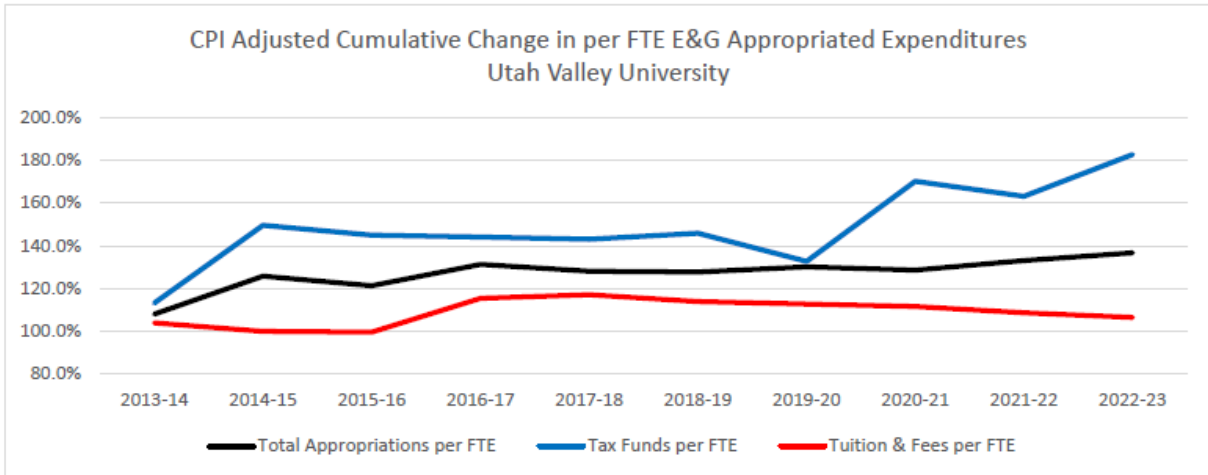
USHE 10-Year Changes in Enrollments and Appropriated Expenditures, Tax Funds and Tuition & Fees per FTE

Institution	Budget-related Annualized FTE	Current Dollars			Constant Dollars		
		Expenditures per FTE	Tax Funds per FTE	Tuition & Fees per FTE	Expenditures per FTE	Tax Funds per FTE	Tuition & Fees per FTE
Utah Valley University							
2012-13 Actual	20,712	\$7,551	\$2,997	\$4,615	\$9,781	\$3,883	\$5,977
2013-14 Actual	19,642	\$8,284	\$3,446	\$4,870	\$10,566	\$4,396	\$6,211
2014-15 Actual	20,266	\$9,717	\$4,584	\$4,720	\$12,304	\$5,805	\$5,976
2015-16 Actual	21,535	\$9,429	\$4,477	\$4,732	\$11,859	\$5,630	\$5,952
2016-17 Actual	22,273	\$10,395	\$4,530	\$5,584	\$12,838	\$5,594	\$6,896
2017-18 Actual	23,243	\$10,377	\$4,598	\$5,795	\$12,534	\$5,553	\$6,999
2018-19 Actual	24,457	\$10,554	\$4,788	\$5,751	\$12,488	\$5,665	\$6,804
2019-20 Actual	24,754	\$10,925	\$4,422	\$5,781	\$12,728	\$5,151	\$6,736
2020-21 Actual	24,565	\$11,044	\$5,801	\$5,857	\$12,577	\$6,606	\$6,670
2021-22 Actual	23,439	\$12,245	\$5,959	\$6,110	\$13,012	\$6,332	\$6,493
2022-23 Actual	23,546	\$13,369	\$7,093	\$6,363	\$13,369	\$7,093	\$6,363
% Change	13.7%	77.1%	136.6%	37.9%	36.7%	82.7%	6.5%
Salt Lake Community College							
2012-13 Actual	18,256	\$6,693	\$3,525	\$3,158	\$8,670	\$4,566	\$4,090
2013-14 Actual	17,479	\$7,521	\$3,958	\$3,420	\$9,592	\$5,048	\$4,362
2014-15 Actual	16,589	\$8,765	\$5,261	\$3,603	\$11,098	\$6,661	\$4,562
2015-16 Actual	15,673	\$9,566	\$5,689	\$3,742	\$12,032	\$7,155	\$4,707
2016-17 Actual	15,381	\$9,884	\$6,011	\$3,753	\$12,206	\$7,424	\$4,635
2017-18 Actual	15,262	\$10,135	\$6,282	\$3,820	\$12,241	\$7,587	\$4,614
2018-19 Actual	14,770	\$10,821	\$6,965	\$3,838	\$12,805	\$8,242	\$4,541
2019-20 Actual	14,436	\$11,172	\$7,122	\$3,876	\$13,016	\$8,297	\$4,516
2020-21 Actual	13,660	\$12,016	\$8,126	\$3,985	\$13,684	\$9,255	\$4,538
2021-22 Actual	12,402	\$14,325	\$9,323	\$4,857	\$15,222	\$9,907	\$5,161
2022-23 Actual	11,851	\$16,715	\$11,148	\$4,448	\$16,715	\$11,148	\$4,448
% Change	-35.1%	149.7%	216.3%	40.9%	92.8%	144.2%	8.7%
Total USHE							
2012-13 Actual	119,862	\$10,196	\$4,925	\$5,211	\$13,207	\$6,380	\$6,750
2013-14 Actual	115,850	\$11,113	\$5,410	\$5,598	\$14,174	\$6,901	\$7,140
2014-15 Actual	116,048	\$11,895	\$6,045	\$5,589	\$15,062	\$7,654	\$7,077
2015-16 Actual	118,061	\$12,347	\$6,181	\$5,763	\$15,529	\$7,775	\$7,248
2016-17 Actual	119,413	\$12,880	\$6,409	\$6,349	\$15,906	\$7,915	\$7,841
2017-18 Actual	121,251	\$13,257	\$6,605	\$6,539	\$16,011	\$7,978	\$7,898
2018-19 Actual	123,410	\$13,529	\$7,127	\$6,677	\$16,009	\$8,433	\$7,901
2019-20 Actual	123,709	\$14,529	\$7,041	\$6,943	\$16,927	\$8,203	\$8,089
2020-21 Actual	124,714	\$14,266	\$7,971	\$6,914	\$16,246	\$9,144	\$7,874
2021-22 Actual	123,966	\$15,933	\$8,354	\$7,444	\$16,931	\$8,877	\$7,910
2022-23 Actual	123,821	\$17,410	\$9,878	\$7,580	\$17,410	\$9,878	\$7,580
% Change	3.3%	70.8%	100.6%	45.5%	31.8%	54.8%	12.3%

¹ FTE Analysis includes all Education & General line items plus all other instructional line items except the UU School of Medicine (SOM) and School of Dentistry



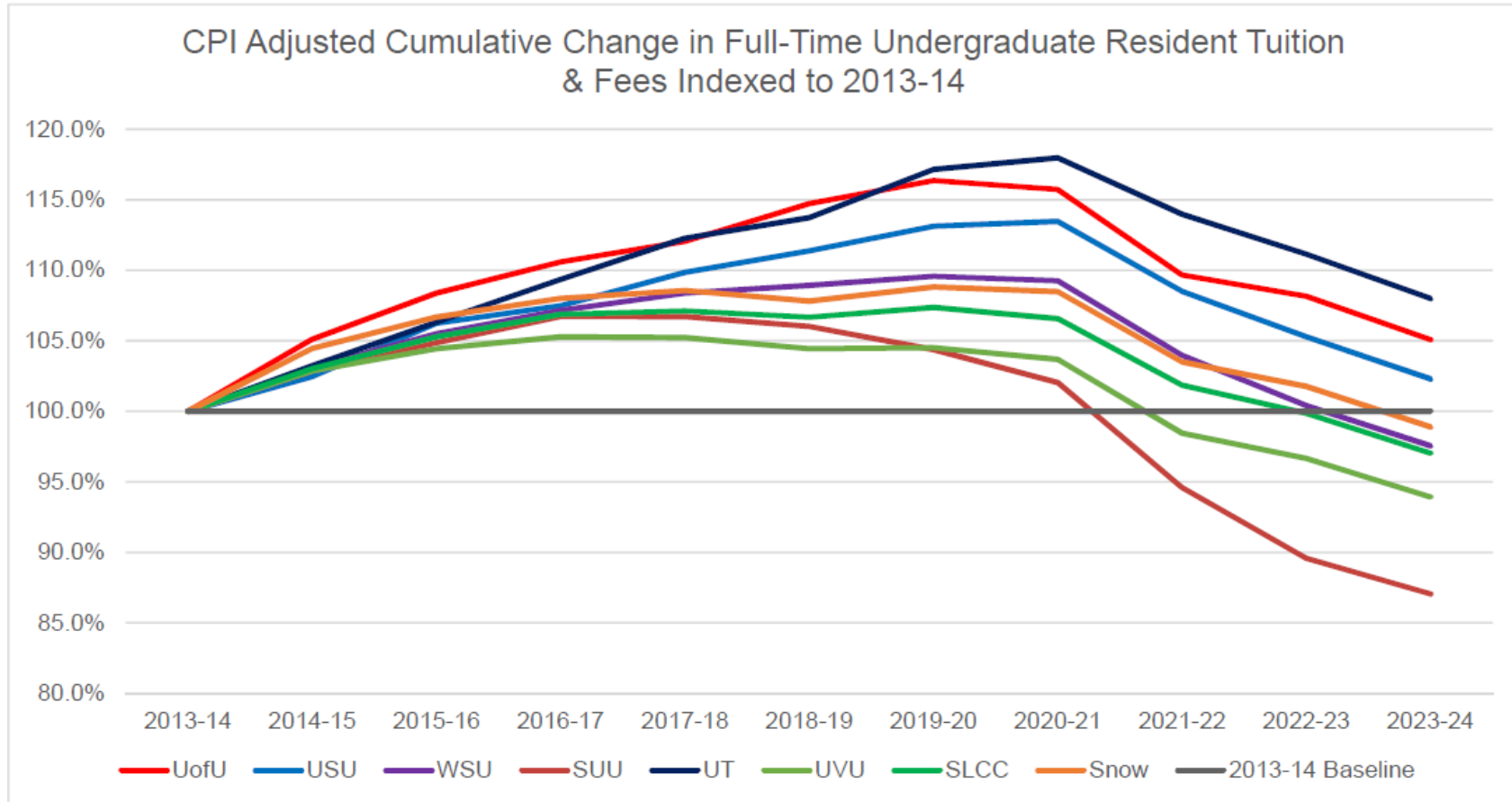




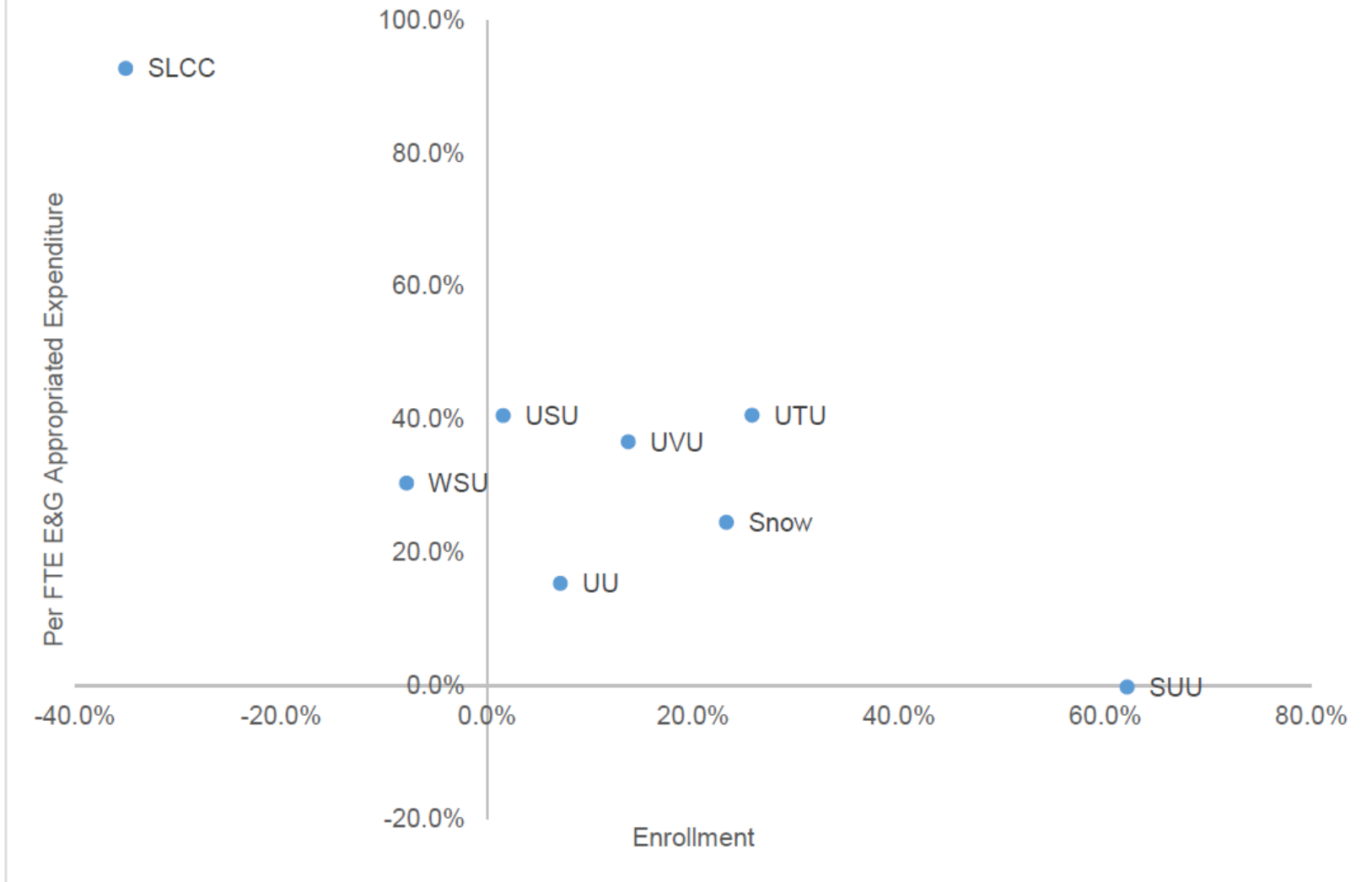
USHE Summary of Undergraduate Annual Tuition and Fees by Institution
 2014-15 through 2023-24

Table 4	2014-15		2015-16		2016-17		2017-18		2018-19		2019-20		2020-21		2021-22		2022-23		2023-24	
	Tuition	Tuition & Fees	Tuition	Tuition & Fees	Tuition	Tuition & Fees	Tuition	Tuition & Fees	Tuition	Tuition & Fees	Tuition	Tuition & Fees	Tuition	Tuition & Fees	Tuition	Tuition & Fees	Tuition	Tuition & Fees	Tuition	Tuition & Fees
UofU ¹																				
Resident	6,889	7,895	7,130	8,197	7,408	8,518	7,697	8,824	7,997	9,222	8,253	9,500	8,418	9,665	8,628	9,817	9,103	10,287	9,103	10,287
Nonresident	24,111	25,178	24,955	26,022	25,929	27,039	26,940	28,067	27,990	29,215	28,886	30,134	29,464	30,711	30,201	31,389	31,861	33,045	31,861	33,045
USU																				
Resident	5,454	6,383	5,617	6,664	5,814	6,866	6,105	7,175	6,342	7,424	6,549	7,659	6,732	7,859	7,137	8,055	7,387	8,305	7,387	8,305
Nonresident	17,561	18,490	18,087	19,133	18,720	19,772	19,657	20,727	20,423	21,505	21,087	22,197	21,677	22,805	22,517	23,434	23,305	24,222	23,305	24,222
WSU																				
Resident	4,326	5,183	4,456	5,339	4,611	5,523	4,773	5,712	4,892	5,859	4,990	5,986	5,090	6,106	5,329	6,228	5,471	6,391	5,471	6,391
Nonresident	12,980	13,837	13,369	14,252	13,837	14,749	14,321	15,260	14,679	15,646	14,973	15,969	15,272	16,288	15,746	16,645	16,164	17,084	16,164	17,084
SUU																				
Resident	5,416	6,138	5,578	6,300	5,774	6,530	5,918	6,676	6,006	6,770	6,006	6,770	6,006	6,770	6,006	6,726	6,006	6,770	6,006	6,770
Nonresident	17,874	18,596	18,410	19,132	19,054	19,810	19,530	20,288	19,822	20,586	19,822	20,586	19,822	20,586	19,822	20,542	19,822	20,586	19,822	20,586
Snow																				
Resident	2,998	3,388	3,088	3,484	3,196	3,592	3,276	3,692	3,326	3,742	3,410	3,836	3,486	3,912	3,616	4,000	3,796	4,180	3,796	4,180
Nonresident	10,952	11,342	11,280	11,676	11,675	12,071	11,966	12,382	12,146	12,562	12,450	12,876	12,450	12,876	13,092	13,476	13,746	14,130	13,746	14,130
UT																				
Resident	3,794	4,456	3,908	4,620	4,104	4,840	4,308	5,080	4,458	5,253	4,680	5,496	4,822	5,662	5,064	5,862	5,267	6,075	5,267	6,075
Nonresident	12,130	12,792	12,494	13,206	13,119	13,855	13,776	14,548	14,256	15,051	14,976	15,792	15,420	16,260	16,188	16,986	16,836	17,644	16,836	17,644
UVU																				
Resident	4,542	5,270	4,678	5,386	4,840	5,530	4,962	5,652	5,036	5,726	5,122	5,820	5,192	5,906	5,368	6,010	5,614	6,270	5,614	6,270
Nonresident	14,074	14,802	14,494	15,202	15,000	15,690	15,376	16,066	15,606	16,296	15,872	16,570	16,092	16,806	16,450	17,092	17,174	17,830	17,174	17,830
SLCC																				
Resident	3,040	3,468	3,130	3,568	3,239	3,689	3,319	3,781	3,369	3,843	3,437	3,929	3,488	3,989	3,632	4,086	3,778	4,257	3,778	4,257
Nonresident	10,582	11,010	10,582	11,020	11,277	11,728	11,558	12,020	11,732	12,206	11,968	12,460	12,208	12,709	12,280	12,733	13,222	13,701	13,222	13,701
BTECH																				
Res/Nonres	1,575	1,575	1,575	1,575	1,665	1,665	1,665	1,665	1,755	1,755	1,800	1,800	1,800	1,800	1,800	1,800	1,800	1,800	2,850	2,850
DTECH																				
Res/Nonres	1,800	1,800	1,800	1,800	1,845	1,845	1,845	1,845	1,890	1,890	1,890	1,890	1,890	1,890	1,890	1,890	1,890	1,890	2,850	2,850
DXTECH																				
Res/Nonres	1,800	1,800	1,800	1,800	2,025	2,025	2,025	2,025	2,025	2,025	2,025	2,025	2,025	2,025	2,025	2,025	2,025	2,025	3,150	3,150
MTECH																				
Res/Nonres	1,800	1,800	1,800	1,800	1,800	1,800	1,800	1,800	1,800	1,800	1,890	1,890	1,890	1,890	1,890	1,890	1,890	1,890	3,600	3,600
OWTECH																				
Res/Nonres	1,620	1,620	1,665	1,665	1,710	1,710	1,710	1,710	1,800	1,800	1,800	1,800	1,800	1,800	1,800	1,800	1,800	1,800	2,850	2,850
SWTECH																				
Res/Nonres	1,575	1,575	1,575	1,575	1,620	1,620	1,620	1,620	1,755	1,755	1,800	1,800	1,800	1,800	1,800	1,800	1,800	1,800	2,850	2,850
TTECH																				
Res/Nonres	1,575	1,575	1,575	1,575	1,620	1,620	1,620	1,620	1,800	1,800	1,800	1,800	1,800	1,800	1,800	1,800	1,800	1,800	2,550	2,550
UBTECH																				
Res/Nonres	1,800	1,800	1,800	1,800	1,800	1,800	1,800	1,800	1,800	1,800	1,800	1,800	1,800	1,800	1,800	1,800	1,800	1,800	3,000	3,000

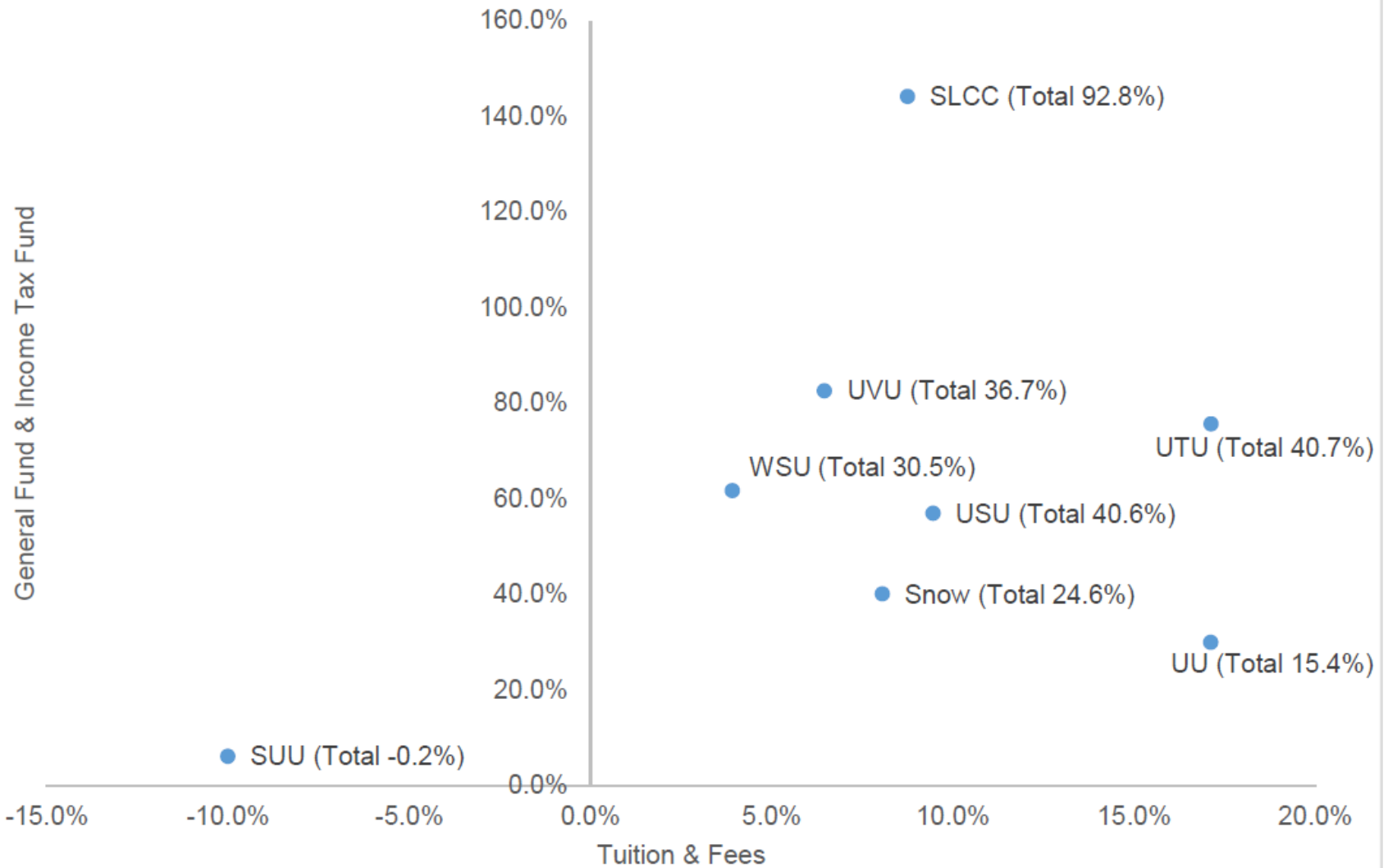
Notes:
 One full-time equivalent (FTE) student of two semesters at 15 credit hours for degree granting institutions, and 900 membership hours for technical colleges prior to 2023-24.



2012-13 to 2022-23 CPI Adjusted Change in Per FTE E&G Appropriated Expenditures and Enrollment



2012-13 to 2022-23 CPI Adjusted Change in Per FTE E&G Tuition/Fees and General Fund/Income Tax Fund Expenditures



Utah System of Higher Education

FORM R-2: STUDENT FEE PROPOSAL

2024-25

Institution:

Prepared by:

Due Date: March 8, 2024

Submission Date:

C. Per Credit Hour Charges for 2024-25 General Student Fees per Semester

Credit Hours	\$ Amount
1	<input type="text"/>
2	<input type="text"/>
3	<input type="text"/>
4	<input type="text"/>
5	<input type="text"/>
6	<input type="text"/>
7	<input type="text"/>
8	<input type="text"/>
9	<input type="text"/>
10	<input type="text"/>
11	<input type="text"/>
12	<input type="text"/>
13	<input type="text"/>
14	<input type="text"/>
15	<input type="text"/>
16	<input type="text"/>
17	<input type="text"/>
18	<input type="text"/>
19	<input type="text"/>
20	<input type="text"/>
21	<input type="text"/>
22	<input type="text"/>
23	<input type="text"/>
24	<input type="text"/>
25	<input type="text"/>

Notes:

Utah System of Higher Education

FORM R-4A: 2024-25 PROPOSED NEW TUITION REVENUE

Due Date: March 8, 2023

Truth-in-Tuition Hearing: Presidents Cabinet Review: Institution:
 Student Leadership Review: Trustees Approval: Prepared by:

Line Item Current Year Tuition Budget

Option 1 - Institution Proposed Increase - Complete a R-4B form for each request beyond comp match and fee transfer

Description	Proposed New Tuition Revenue	Estimated Per Student FTE Impact	
		\$ Impact	% Increase
Legislative Match to Cover Compensation and Other Mandated Increases			0.00%
			0.00%
			0.00%
			0.00%
			0.00%
Total	\$0	\$0	0.00%
Summary Description and Explanation:			

Option 2: No Tuition Increase - All new costs will be covered through reallocation, cost savings, and efficiency efforts

No Tuition Increase	Proposed New Tuition Revenue	Estimated Per Student FTE Impact	
		\$ Impact	% Increase
	\$0	\$0	0.00%
Summary Description and Explanation:			

Option 3: Legislative Match Funds Only - All new match funds will be covered by new revenue

Description	Proposed New Tuition Revenue	Estimated Per Student FTE Impact	
		\$ Impact	% Increase
Legislative Match to Cover Compensation and Other Mandated Increases			0.00%
			0.00%
			0.00%
Total	\$0	\$0	0.00%
Summary Description and Explanation:			

Utah System of Higher Education

FORM R-4B: 2024-25 PROPOSED NEW TUITION REVENUE

Institution: [Redacted]
Prepared by: [Redacted]
Due Date: March 8, 2023
Submission Date: [Redacted]

Title: [Redacted]

Requested Amount: [Redacted]

1) Describe in detail the request to increase tuition including how the funding will benefit students and the institution.

[Redacted]

2) Explain why this request to increase tuition is necessary and how the institution has explored using resources other than tuition

[Redacted]

3) How will this request to increase tuition affect affordability for Utah students in the service region?

[Redacted]

a. What effect will increasing tuition for this request have on underserved Utah populations in the service region?

[Redacted]

4) Provide details on the Budget:

a. Detail of projected expenditures		Compensation	FTE
i.	Faculty	[Redacted]	[Redacted]
ii.	Staff	[Redacted]	[Redacted]
iii.	Operating Expenses	[Redacted]	[Redacted]
	Total:	[Redacted]	[Redacted]
b.	Current budget (existing programs or departments only)	[Redacted]	[Redacted]
c.	Describe the estimated budget for the request including specific program costs and expected expenditures		

[Redacted]

d. Describe existing resources and internal efficiencies that will be utilized to augment this funding.

[Redacted]

5) Describe the impact to the institution if this request is not approved.

[Redacted]

6) How would the institution handle a tuition freeze, when considering compensation and mandatory matches (degree-granting only)

[Redacted]

2024-25 Guidelines for the Review and Recommendation of Tuition and General Fee Adjustments by Institutional Boards of Trustees

The Utah Board of Higher Education sets tuition and general fee schedules for USHE institutions each spring. The Board asks institutional boards of trustees to review institutional requests and recommend tuition and fee adjustments that are reasonable, justifiable, and ensure affordability for all Utah students. Each institution's board of trustees chair or designee will present recommendations to the Board as part of tuition and fee deliberations on March 22, 2024. Written trustee reports should be submitted to the Office of the Commissioner no later than March 8, 2024.

Tuition

General Principles

1. Tuition increases may occur for three reasons: 1. to match legislative funding for compensation and other mandatory costs; 2. as an offset for a reduction in student fees; and 3. to increase revenue for specific institutional needs.
2. Tuition increases for institutional needs should be rigorously scrutinized to ensure they meet specific institutional needs, are justifiable, and are affordable.
3. All alternative funding sources should be considered and demonstrated to be nonviable before increases to tuition are proposed.

Institutional Proposal

Presidents who wish to adjust their institution's tuition rate must submit a formal, written proposal to the Board of Higher Education that includes the following:

1. The total tuition adjustment in both dollars and percentage increase or decrease;
2. A detailed list of how the institution plans to use the additional tuition revenue, which may include tuition adjustments required to meet Legislative funding matches for compensation and internal service fees, faculty promotion and tenure adjustments, and other operating needs identified by the institution;
3. The anticipated impact of the proposed tuition adjustment on student access, retention, and

completion rates;

4. Rationale and justification for why the tuition rate adjustment is necessary, including reference to the institution's efforts to fund the proposed uses with existing resources through internal reallocation or institutional efficiencies and how the institution would meet the corresponding revenue need if tuition were frozen;
5. Documentation that shows support from the Board of Trustees; and
6. Documentation that shows students were advised of the proposed tuition rates through Truth-in-Tuition Hearings, and at degree-granting institutions, Student Body Leadership Councils.

Trustee Review and Report

Boards of Trustees should scrutinize proposals to increase tuition rates and provide a written recommendation to the Board that details:

1. **Justification:** does the institution provide adequate detail and description of the need and uses of the new revenue, and does the institution adequately justify the need to increase tuition?
2. **Alternative Funding:** has the institution explored and exhausted other funding sources for the need before proposing a tuition increase?
3. **Affordability Impact:** how will a tuition increase affect the affordability for all Utah students in the institution's service region?
4. **Compliance with Policy:** do tuition charges and recommendations comply with Board Policy R510, *Tuition*, and R511, *Tuition Disclosures and Consultation*?

General Fees¹

General Principles

1. General student fees are institution-wide mandatory fees assessed to students upon registration to benefit students broadly and to support student inclusion, enrichment, and success as a campus community.
2. Institutions may not use revenue from general student fees to fund instruction, academic support, general administrative expenses, or other expenses that should reasonably be covered with state appropriations, tuition, or non-general miscellaneous student fees.
3. All alternative funding sources should be considered before new fees or fee increases are proposed.

¹ This section applies to degree-granting institutions; technical colleges are not authorized to charge general student fees (R516, *General Student Fees*)

4. Student fee requests should be rigorously scrutinized to ensure they are justifiable, reasonable, and benefit students.

General Student Fee Advisory Board

Each institution's general student fee advisory board shall require an annual report from each student fee program manager that:

1. Reviews institutional enrollment projections and enrollment impact on general student fee revenue,
2. Examines whether each general student fee may be proportionally adjusted with enrollment change, and
3. Assesses fund balances.

The general student fee advisory board shall provide a report of their annual review of each general student fee, including any recommendations for revision or repeal, to the board of trustees, which shall review the information and may make recommendations for revision or repeal of a general student fee.

Trustee Review and Report

Boards of Trustees should scrutinize proposals to increase general fees and provide a written recommendation to the Board that details for each fee:

1. **Justification:** does the institution provide adequate detail and description of the need and uses of the new revenue, and does the institution adequately justify the need to increase the fee? For new fees – is the fee for a service that should reasonably be covered by state appropriations, tuition, or non-general miscellaneous student fees?
2. **Alternative Funding:** has the institution explored and exhausted other funding sources for the need before proposing a fee increase?
3. **Affordability Impact:** how will the fee increase affect the affordability for all Utah students in the institution's service region?
4. **Compliance with Policy:** do general fee charges and recommendations comply with Board Policy R516, *General Student Fees*?

Trustees should also assess the adequacy of individual general student fee fund balances and approve multi-year budgets for large expenditures or reserves needing multi-year revenues.

Approval of General Student Fees for Facility Construction

Institutions proposing new general student fees for student-approved facility construction or renovation projects are required by Board Policy R516, *General Student Fees*, to conduct a vote of the student body. Boards of trustees are asked to consider the results of the student body vote, including the percentage of

the student body who voted in the election and the percentage of students who voted in favor of the proposal. Regardless of the outcome of the student vote, institutional boards of trustees are asked to evaluate the need for the fee in their annual recommendation to the Board of Higher Education.

5-year Comprehensive Review

Beginning in 2020-21 and every five years thereafter, the general student fee advisory board and the board of trustees shall comprehensively review all general student fees and determine whether each fee should be retained, transitioned to tuition or state appropriations, or repealed. Boards of trustees shall submit a report of their comprehensive review, including the justification for each fee, to the Utah Board of Higher Education.

Office of the Commissioner of Higher Education

The Office of the Commissioner will work with institutions to provide boards of trustees with information to aid in the tuition-and-fee-setting process, including:

- Current and proposed tuition and fees
- Tuition and fee comparisons with peers
- State appropriations per full-time equivalent student
- State appropriations for instructional expenses
- Enrollment and completion metrics
- Affordability measures